



Vol. 28 No. 6 & Vol. 29 No. 1

Dec. '98/Jan. '99



IN THIS ISSUE...

*Lotsa Dances!
CDL Dance Book 14 Contents
British Championships
Crazy Country Japan Festival
Compact Disc Reviews*

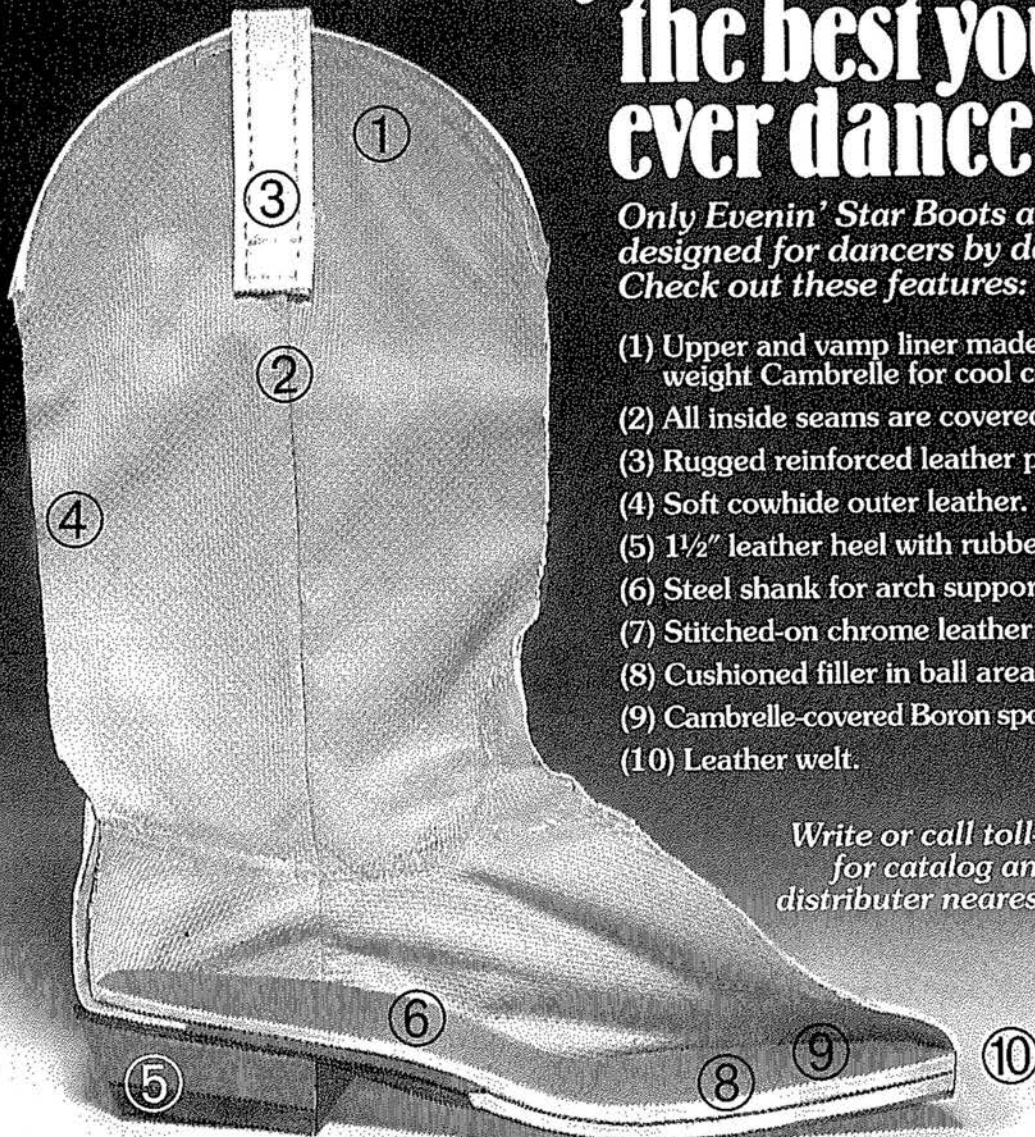
...AN

Here's the Inside scoop on why our boots are the best you'll ever dance in!

Only Evenin' Star Boots are designed for dancers by dancers! Check out these features:

- (1) Upper and vamp liner made of lightweight Cambrelle for cool comfort.
- (2) All inside seams are covered.
- (3) Rugged reinforced leather pull-straps.
- (4) Soft cowhide outer leather.
- (5) 1½" leather heel with rubber cap.
- (6) Steel shank for arch support.
- (7) Stitched-on chrome leather outsole.
- (8) Cushioned filler in ball area.
- (9) Cambrelle-covered Boron sponge insole.
- (10) Leather welt.

Write or call toll-free for catalog and distributor nearest you



Evenin'  Star
Pro Dance Boots
1-800-87DANCE

P.O. Box 926 / Gonzales, Texas 78629

Proud Sponsor of the United Country/Western Dance Council's Calendar of Events.





Drawer 139, Woodacre CA 94973
 Ph. 415 488-0154 - Fax 415 488-4671
 email: cdl4cwdanc@aol.com
 ISSN: 1083-3307

Publisher & Editor:
Michael Hunt
 Production Assistance
John Wilkes Boots
 Advertising
Michael Hunt
 Dance Editor
Bobby Curtis
 Illustrations
Chas Fleischman
 Reader Services
Barbara Romance
 Printing
The Ovid Bell Press

CORRESPONDENTS

South Central
Ray & Barbara Rash
 2424 S.W. 78,
 Oklahoma City OK 73159
 (405) 685-2133

Southeast
Ray & Angie Russell
 11930 Walle Dr., Jacksonville FL
 32246
 (904) 641-0733

Northwest
Rhonda Shotts
 8907 SW 51st Ave., Portland OR
 97219
 (503) 245-1221

Southwest
Bill & Marsha Ray
 P.O. Box 60641, Las Vegas NV 89160
 (702) 732-0529

Great Britain
John & Janette Sandham
 71 Sylvanecroft, Ingol Nr. Preston
 England PR2 7BN - Ph: 0772-734324

Malcolm & Viv Owen
 3 Church Rd
 East Huntspill, Somerset
 England TA9 3PG - Ph: 0278 792233

Ireland
Robert & Regina Padden
 Castle St., Castlebar,
 Co. Mayo, Ireland
 Ph. 353-94-23535

Printed in USA on Recycled Paper.

IN THIS ISSUE

DEC. '98/JAN. '99 - VOL. 28 NO. 6 & VOL. 29 NO. 1

DEPARTMENTS

- 2. *CDL* 1999 Major Competition Events Calendar
- 4. *CDL* Editorial
- 18. Letters
- 29. *CDL* Instructor Director Update
- 42. *CDL* Dance Book Information
- 42. *CDL* Dance Book 14 - Table of Contents

UPCOMING EVENTS

- 3. CWDI 1999 Schedule of Events (*Adv.*)
- 4. Music City Challenge (*UCWDC Adv. Correction*)
- 4. Belgian Championship (*UCWDC-LA Adv. Correction*)
- 5. Peach State Dance Festival, GA (*Adv.*)
- 6. Silver State Festival Registration, NV (*Adv.*)
- 7. Silver State Festival, NV (*Adv.*)
- 8. Silver State Festival, NV (*Pre.*)
- 11. Music City Dance Challenge, TN (*Adv.*)
- 14. UCWDC Licensed Affiliate Event Schedule (*Adv.*)
- 17. Motherlode Line Dance Festival, CA (*Adv./Pre.*)
- 22. UCWDC 1999 Event Schedule (*Adv.*)

EVENT REPORT

- 20. British Western Dance Championships by Bryan Summers
- 24. Crazy Country Dance Festival, Japan by Martha Ogasawara

ARTICLES, FEATURES & COMMENTARY

- 4. JOHN NEEL, UCWDC Event Producer Dies
- 12. MUSIC FOR DANCING - *CDL* Compact Disc Reviews
- 15. ASCAP-BMI Licensing from Mac Letson
- 16. MUSIC FOR DANCING - *CDL* British Disc Reviews
- 19. More on BPM & Rhythm By Michael Hunt

THE WORLD OF WESTERN DANCE

- 25. South Central; 26. Southeast, Northeast, Eastern; 27. North Central, Northwest, Northern California; 28. Southern California; 29. Southwest.

CDL DEC. '98 - JAN. '99 DANCE STEP DESCRIPTIONS

Line (Solo) Dances

5, 6, 7, 8 Ch. Dick & Geneva Matteis.....	31
5, 6, 7, 8 Ch. Rodeo Ruth	31
Dance With Me Ch. Charlotte Zoscak	35
Dizzie Lizzie Ch. Deb Crew & Duncan Taylor	32
Gone & Done It Ch. Billy Jones	36
Hawaiian Gone & Done It Ch. Eileen M. Williams	34
Hmmmm, Done It Ch. Vera Williams	34
Kickin' Ch. Paul Merola	30
Little White Moon Ch. Michael Suerer	33
Macarena Plus Ch. Barry Muniz.....	39
Pencil Thin Mustache Ch. Charlotte Skeeters	32
Rockin' At The Ranch Rick Bates.....	38
Slap 46 Ch. Joann Henger.....	40
Smith & Western (<i>Correction</i>) Ch. Gail Smith	4
Titanic Ch. Simon Ward.....	40

Partner Dances

Bottled Up Ch. Jo-Ann Dick Kilton	36
Colorado Saunter Ch. Tony & Hilda Milligan.....	38
J & D Shag Joan Hill	37
Memphis Moon Ch. Mike & Marge Leopold.....	44
Old Country Shuffle Ch. Linda & Colin Chester	41

COUNTRY DANCE LINES is an independent publication, and not affiliated with any dance club or organization. C/W dance news, comments, and items of interest to C/W dancers will be published without charge as space permits. *CDL* reserves the right to edit, or reject, copy, ad copy or ads not germane to the spirit of this publication. All dancers are welcome to submit letters, photos, commentary, items, etc., for publication. Such materials become property of *CDL*. Originals will be returned upon request. (Please include stamped, addressed envelope.) Copy for ads and edit must be received by the first of the month preceding target issue. (i.e., Advance notice of activities scheduled for the month of June should appear in the May issue at the latest, and therefore must be at *CDL* by April 1.) *CDL* subscription rates are as advertised in subscription form in this issue. Advertising rates and specifications are available upon request. Make all checks payable to *COUNTRY DANCE LINES*. Publication of advertising in this magazine does not constitute endorsement by the Publisher. All advertisers agree to indemnify *CDL*, its management and employees against any complaints or suits based on that individual's or company's advertisement or advertised products or services. *COUNTRY DANCE LINES* is published monthly by *COUNTRY DANCE LINES PUBLICATIONS*, Drawer 139, Woodacre CA 94973-0139. Phone 415 488-0154. Fax 415 488-4671. email: cdl4cwdanc@aol.com. Copyright 1999. All rights reserved. Reprinting in whole or part is expressly forbidden except by written consent of the publisher. *COUNTRY DANCE LINES* and its banner logo, in full or part, are registered trademarks of *COUNTRY DANCE LINES PUBLICATIONS*. Any use of this mark without written permission is prohibited by law.

CDL 1999 MAJOR COMPETITION EVENTS CALENDAR

The CDL Major Competition Events Calendar welcomes all major C/W dance competition events. See articles and/or ads for details, or call the phone listed numbers for more information about these events. UCWDC= United Country Western Dance Council & (LA)=Licensed Affiliate; CWDI =Country Western Dance International; IC=Independent Country; CDA=Country Dance Assoc., DCC= Dance Country Connection, FCDC= Fun Country Dance Circuit. Others are independent of affiliations.

- Feb. 5, 6, 7 (UCWDC)
Atlantic Seashore Dance Faire
Williamsburg VA
Josie Neel 804 676-1848
Feb. 12, 13, 14, (UCWDC)
Sundance Country
Buena Park
Tom Mattox 562
Feb. 12, 13, 14 (CDA)
Dancin' In Dixie Jamboree
N Charleston SC
Doc Cross 864
Feb. 18, 19, 20, 21 (UCWDC)
Missouri Dance
Joplin MO
David Thornton 417
Feb. 19, 20, 21 (CWDI)
Great Amer. Team Cha
Sacramento
Lainey Leatherman 916 685-2139
Feb. 19, 20, 21 (UCWDC)
BeNelux
Waalre,
Ron Welters 31 73 503
Feb. 19, 20, 21 (UCWDC-LA)
Central Florida Stampede
Cocoa Beach
Wayne Conover 407
Feb. 26, 27, 28 (UCWDC)
NFA Conv
St. Louis
Carol Schwartz 618 473-2
Feb. 27 (CWDI)
Beans & Jeans Jamboree
Cambria
Vern Black 805 773-1
Mar. 5, 6, 7
Dance Team
Ft. Wayne
Dale/TanyaCurry 219 48
Mar. 5, 6, 7 (UCWDC)
Southern Dance
Dorset,
Rick Wilden 44 1628
Mar. 6, 7
Motherlode LD Fest.
Sonora
Kitty Hunsaker 209 533-05
Mar. 12, 13, 14 (CWDI)
Old Pueblo Country
Tucson
Al/Sue Gosner 520 579-8
Mar. 12, 13, 14 (UCWDC)
Big Apple
E Rutherford NJ
Anthony Lee 201
Mar. 12, 13 (UCWDC-LA)
Belgian Dance Champions
Schreik,
Bieke Wouters 3215-220703
Mar. 19, 20, 21 (UCWDC)
Peach State Fest.
Atlanta
Bill Robinson 404 325-0098
Mar. 25, 26, 27, 28 (FCDC)
Texas
Fl. Worth TX
Virginia Rainey 817 458-7276
- Mar. 26, 27, 28 (CWDI)
Sizzlin' Country
Los Angeles CA
Sally Rinaldi 310 274-9784
Apr. 9, 10
Black Hills Dance Fest
Rapid City SD
Naomi Johnson 605 341-3209
Apr. 9, 10, 11 (UCWDC)
Derby City Championships
Louisville KY
Russ Drollinger 812 282-4651
Apr. 9, 10, 11 (CDA)
Kickin' Up Rocky Top
Knoxville TN
Cindy Venerable 423 586-3426
Apr. 16, 17, 18 (CWDI)
Red Hot Kickin' Fest.
Ventura CA
Vince Fiske 805 643-8833
Apr. 16, 17, 18 (UCWDC)
European Championships
Kerkrade, Netherlands
US-804642-3158,NI-3145527-6412
Apr. 23, 24, 25 (UC)
Spirit Of St. Louis
St. Louis, MO
Jim Ray 314 946-7489
Apr. 23, 24, 25 (FCDC)
Okla. Territorial Dance-Off
Oklahoma City OK
Robert/Dec Hudson 405 771-4932
Apr. 30, May 1 (CWDI)
Silver State Festival
Reno NV
Maggie Green 702 424-3616
May 7, 8, 9 (UCWDC)
Calgary Stampede
Calgary AB Canada
Garry Nanninga 403 283-8002
May 14, 15, 16 (UCWDC)
Texas Classic
Houston TX
Larry Sepulvado 281 289-9535
May 14, 15, 16 (UCWDC-LA)
Jg2 Line Dance Marathon
Raleigh NC
James Gregory 919 779-1044
May 14, 15, 16 (CWDI)
Foolin' Around Dance Frenzy
Yakima WA
Pam Hobson 503 656-5873
May 21, 22, 23 (UCWDC)
Star Of The Northland Fest.
Pryor Lake MN
Jim Christensen 612 421-7527
May 27 - 31 (UCWDC)
Country Dance Classic
Fresno CA
Steve Zener 209 486-1556
May 28, 29, 30 (UCWDC)
Little Bit Of Country Fest.
Kalamazoo MI
Dennis Waite 616 473-3261
May 28, 29, 30 (CWDI)
Bonanza Bash
Claremont CA
Doug Miranda 909 949-0869
Jun. 4, 5, 6 (CWDI)
Rocky Mtn. Fest.
Casper WY
Michelle Cook 307 234-8811
Jun. 4, 5, 6 (UCWDC)
Arizona Country Classic
Tucson AZ
Cetty/Haley/Schoene 505 299-2266
Jun. 11, 12, 13
Kickin' Country Classic
Branson MO
Darl Cameron 417 753-2723
Jun. 11, 12, 13 (UCWDC)
Orange Blossom Fest.
Orlando FL
Grant Austin 954 584-5554
- Jun. 11, 12, 13 (UCWDC)
German Championships
Aschaffenburg, Germany
Joerg Hammer 49 6234 928 555
Jun. 18, 19, 20 (IC)
Kickin' Country Classic
Branson/Springfield MO
Darl/Regina Cameron 417 753-2723
Jun. 24, 25, 26, 27 (UCWDC)
Colorado Country Classic
Denver CO
Scott Lindberg 303 745-0437
Jul. 2, 3, 4 (UCWDC)
French C/W Dance Champs
Paris, France
Robt. Wanstreet 331-4348-0069
Jul. 2, 3, 4, 5 (UCWDC)
Firecracker Festival
Dayton OH
Dorsey Napier 513 890-7238
Jul. 9, 10, 11 (UCWDC)
Chesapeake Jubilee
Baltimore MD
Kristen Marsteller 301 953-1989
Jul. 9, 10, 11 (UCWDC)
Portland Dance Festival
Portland OR
Randy/Rhonda Shotts 503 788-4405
Jul. 16, 17, 18 (CWDI)
Nat. Cap. Bootscout 3
Canberra City ACT Australia
Jenny Cryer 61 6288 8481
Jul. 16, 17, 18 (UCWDC)
New Orleans Mardi Gras Fest.
New Orleans LA
Buzzie Hennigan 318 798-6226
Jul. 16, 17, 18 (UCWDC)
Sundance Summer Fest.
Palm Springs CA
Tom Mattox 562 923-2623
Jul. 23, 24, 25 (UCWDC-LA)
Canadian Country Classic
Toronto ON Canada
Dennis Waite 416 244-1711
Jul. 23, 24, 25 (CDA)
Carolina Classic
Greenville SC
Doc Cross 864 296-2967
Jul. 31 - Aug. 1 (UCWDC-LA)
Lone Star Challenge
San Antonio TX
Larry Sepulvado 281 277-6587
Aug. 11 - 15 (UCWDC)
Mid-America Stars are Dancin'
Branson MO
David Thornton 417 782-6055
Aug. 13, 14 (CWDI)
All Valley Festival
Northridge CA
Mike Benclavid 818 349-8788
Aug. 13, 14, 15 (UCWDC)
Northeast Festival
Danvers MA
Jack Paulhus 401 642-3185
Aug. 13, 14, 15 (CWDI)
Newcastle Fest.
Newcastle/Hunter Vly, Aust.
Warren O'Leary 61 49 533-553
Aug. 20, 21, 22
Cascade Country Classic
Klamath Falls OR
Don Steers 541 882-1152
Aug. 20, 21, 22 (UCWDC)
Chicagoland Fest.
Rosemont IL
Dennis Waite 919 473-3261
Aug. 27, 28, 29 (UCWDC)
London Classic
London England
Rick Wilden 44 1628-525471
Aug. 27, 28, 29 (UCWDC-LA)
Atlantic Summer Faire
Richmond VA
Josie Neel 804 676-1848
- Sep. 3, 4, 5, 6 (UCWDC)
San Francisco Fest.
San Jose CA
Dave Getty 714 831-7744
Sep. 3, 4, 5, 6 (UCWDC)
Music City Challenge
Nashville TN
Kevin Johnson 615 790-9112
Sep. 4, 5 (UCWDC-LA)
Swiss Championships
Zurich, Switzerland
Phil Emch 4163 493-910
Sep. 17, 18, 19 (UCWDC)
Scottish Dance Gathering
Renfrew, Scotland
US-8046423158-UK-44 1436675798
Sep. 17, 18, 19 (CWDI)
Pismo Beach Western Days
Pismo CA
Vern Black 803 773-4356
Sep. 17, 18, (UCWDC-LA)
TNN Invitational
Nashville TN
Dave Getty 714 899-4099
Sep. 24, 25, 26 (UCWDC)
New Mexico Fiesta
Albuquerque NM
Mike Haley 505 299-2266
Sep. 24, 25, 26 (UCWDC-LA)
Queen City Classic
Cincinnati OH
Grant Austin 954 584-5554
Oct. 2, 3
Twin Cities LD Fest
Yuba City CA
Maggie Marquard 530 742-8767
Oct. 8, 9, 10 (CWDI)
Golden Gate Classic
Pleasanton CA
Charlotte Skeeters 510 462-6572
Oct. 8, 9, 10 (CWDI)
Pacific Rim Classic
Cig Harbor WA
Pam Hobson 503 656-5873
Oct. 15, 16, 17 (UCWDC)
Heartland Fest.
Kansas City MO
Bob Bahrs 816 542-1676
Oct. 22, 23, 24 (CWDI)
Int'l Championship Event
Claremont CA
Doug Miranda 909 949-0869
Oct. 22, 23, 24 (UCWDC)
Southern National Comp.
Biloxi MS
Sue Boyd 850 223-4894
Oct. 22, 23, 24 (UCWDC)
Dutch Championships
Woudrichem, Netherlands
Herman Falkenberg 31 45 527-6412
Oct. 29, 30, 31 (UCWDC)
Paradise Fest
San Diego CA
John Daugherty 619 538-9538
Oct. 28 - Nov 1 (UCWDC)
Halloween In Harrisburg
Camp Hill PA
Jeff Bartholomew 717 731-0500
Nov. 4 - 8 (UCWDC)
River City Fest.
Edmonton AB Canada
Rob Tovell 403 439-5773
Nov. 5, 6, 7 (UCWDC)
Dallas Dance Fest.
Dallas TX
Jan Daniell 817 571-9788
Nov. 12, 13, 14 (UCWDC)
Gateway Fest.
St. Louis MO
Beth Emerson 800 386-2879
Nov. 19, 20, 21
Desert Sands Festival
Las Vegas NV
Bill Ray 702 732-0529

(Continued after next page)

The 1999



Schedule of Events

February 19, 20, 21 - Cat. 3
GREAT AMERICAN TEAM CHALLENGE
Sacramento CA
Lainey Leatherman, Director
916 685-2199

February 27, 1999 - Cat. 2
BEANS & JEANS JAMBOREE
Cambria CA
Vern & Lois Black, Directors
805 773-4356

March 12, 13, 14, 1999 - Cat. 1
OLD PUEBLO COUNTRY FESTIVAL
Tucson AZ
Al & Sue Gosner - June Underwood, Directors
520 579-8553

March 26, 27, 28 - Cat. 1
SIZZLIN' COUNTRY
Los Angeles CA
Sally Rinaldi, Director
310 577-9299

April 16, 17, 18 - Cat. 1
RED HOT KICKIN' COUNTRY
Ventura CA
Vince & Madeline Fiske, Directors
805 643-8833

April 30, May 1 - Cat. 4
SILVER STATE DANCE FESTIVAL
Reno NV
Maggie Green, Director
702 424-3616

May 14, 15, 16 - Cat. 1
FOOLIN' AROUND DANCE FRENZY
Yakama WA
Sandi Keen & Pam Hobson, Directors
503 972-0547

May 28, 29, 30 - Cat. 1
BONANZA BASH
Claremont CA
Doug Maranda, Director
909 949-0869

June 4, 5, 6 - Cat. 2
ROCKY MTN. REGIONAL DANCE FESTIVAL
Casper WY
Machelle Cook, Director
307 234-8811

June 16, 17, 18 - Cat. 5
NATIONAL CAPITAL BOOTSCOOT
Canberra City, Australia
Jenny Cryer & Phil Bates, Directors
61 26-288-8481

August 13, 14, 15 - Cat. 5
NEWCASTLE DANCE FESTIVAL
Newcastle-Hunter Valley, Australia
Warren & Jean O'Leary, Directors
61 49-533553

August 13, 14 - Cat. 3
ALL VALLEY C/W DANCE FESTIVAL
Northridge CA
Mike & Marie Bendavid, Directors
818 349-8788

September 17, 18, 19 - Cat. 1
PISMO BEACH WESTERN DAYS
Pismo Beach CA
Vern & Lois Black, Directors
805 773-4356

October 8, 9, 12 - Cat. 5
GOLDEN GATE CLASSIC LINE DANCE FESTIVAL
San Francisco CA
Charlotte Skeeters, Director
510 462-6572

October 8, 9, 10 - Cat. 3
PACIFIC RIM CLASSIC
Tacoma WA
Hobson, Desure, Clifton, Directors
502 652-9374

October 22, 23, 24 - Cat. 1
CWDI INTERNATIONAL COMPETITION EVENT (ICE)
Clairmont CA
Doug Miranda, Director
909 949-0869

Categories: All categories include Solo, Partners & Team competition otherwise noted.
All categories include open dancing.

For more info about CWDI call or write:
VERN BLACK, President
420 Dell Ct., Pismo Beach CA 93449
Phone 805 773-4356

1. Full Competition/Wkshps.
2. Limited Competition/Wkshps.
3. Teams only Competition/Wkshps.
4. Workshops only.
5. Line Dance Competition/Wkshps.
6. Competition Only

For more info about CWDI events contact:
LORI BONSAI, Events Director
P O Box 293, Teva SD
Phone 605 368-2661

JOHN NEEL, UCWDC EVENT PRODUCER, DIES

By **JEFF BARTHOLOMEW**, UCWDC PRESIDENT
via email 10/21/98

Yesterday afternoon, my friends JOHN & JOSIE NEEL drove from their home in South Hill VA to Harrisburg PA to spend a week here with me and help me prepare for my event. They arrived at a nearby campground a little after midnight, Wednesday morning Oct. 21, 1998. While they were walking arm-in-arm through the campground scouting for a site for their motorhome, John suffered a major trauma, probably a massive heart attack, and fell over backwards. Josie administered CPR and mouth-to-mouth resuscitation on John while other campers called paramedics, then me.

The paramedics worked hard on John for over half an hour and transported him to Harrisburg Hospital where he was pronounced dead on arrival. The hospital staff was very supportive and comforting. The Doctor told us that John was dead before he hit the ground and had not suffered in the least.

Since John was a Catholic, a priest was called. He came and gave John his last rites. The Chief looked very peaceful. Later, Josie said they had enjoyed a wonderful, leisurely and happy trip up on a glorious day.

Josie's brother BILL SCROGGS, his wife TERESA and their family came to Harrisburg and have taken Josie back to their home in Virginia.

As a retired U.S. Navy Chief, John will be interred at Arlington National Cemetery later this week.

John, who was fifty years of age, is survived by daughter Cyndee, his father, several sisters and brothers, his wife Josie and thousands of friends. The UCWDC, the C/W Dance Community and I all lost a good friend and an honest, hard working Director last night. I, for one, will miss him a great deal. Before she left, Josie shared with me that she knows that her beloved husband is in a far better place today.

Josie's mailing address is: P. O. Box 786, Victoria VA 23974. If you wish to send a package, the address is Rt 2, box 114-B, 257 Red Level Ln., South Hill VA 23970. Her phone number is 804 676-1848.

BACK TO WORK... and DOUBLE ISSUES????...

Dear Readers,
Thank you...

I would like to thank the many readers for your cards, calls, prayers, and 'get well' wishes about my recent battle with cancer. The good news is that with the help of the chemo and radiation, etc. the cancer seems to be gone and I'm back up to steam at work here at **CDL**.

Mostly, I would like to thank you for your patience during the past year. Now it's time for **CDL** to try to get back on track.

About "Aug./Sep.", "Oct./Nov." and now, "Dec./Jan."

This is the third issue since my getting back to work and it carries the name of two months just as the previous two did. Here is the significance of this two-month thing.

On the outset, the most recent information we have is the information that we included into each issue regardless of the name of the month(s) on that issue. Late last spring we sent the July issue to press just before I became unable to work. When I finally got back to work, we put together an issue and called it the August/September 1998 issue. That issue was put into the mails on November 5, 1998 which most of you didn't receive until close to December.

The reason we called that issue August (instead of December) is because our subscription records are kept in terms of month and year. Somewhere on your address label you'll see something to the effect of "JUL99". This means that the last issue of your current subscription is the July 1999 issue. In order to keep our records straight, we couldn't skip a month or more and call that "Aug./Sep." issue "December" as this would leave a 4 issue hole in your subscription, so

4 Dec. '98/Jan. '99 *Country Dance Lines*

MAJOR CALENDAR CONT'D

Nov. 25, 26, 27, 28 (UCWDC)

Sunshine State Fest.
Ft. Lauderdale FL

Grant Austin 954 584-5554

Nov. 26, 27 (UCWDC-LA)

Waltz Across Texas

Houston TX

Larry Sepulvado 281 277-6587

Dec 3, 4, 5 (UCWDC)

Las Vegas Dance Finale

Las Vegas NV

Lynn Hinkley 702 736-0991

Dec. 10, 11, 12 (UCWDC)

Christmas In Dixie
Birmingham AL

Lisa Austin 205 985-7220

Jan. 6 - 9, 2000 (UCWDC)

UCWDC Worlds VIII

Nashville TN

Mike Haley 505 293-0123

Jan. 16, 17, 18 (UCWDC-LA)

Australian Competition

Tamworth, SNW, Australia

Barry Cowling 6102 6766-3329

Correction

Music City Country Dance Challenge Adv.

The UCWDC advertisement in this and previous issues of **CDL** contains the wrong hotel for the Music City Country Dance Challenge in Nashville TN. According to event director Kevin Johnson, the correct information is Franklin Marriott Cool Springs and the phone number for the hotel is 1-800-228-9290.

Correction

SMITH 'N' WESTERN

Choreographed by Gail Smith

CDL Vol. 28 Nos. 4/5 Oct./Nov. 1998

Full corrected version will be included in **CDL Dance Book Fourteen**.

Beats 6 and 12 should read:

6 Unwind 1/2 turn CCW (weight on Right foot)

12 Unwind 1/2 turn CW (weight on Left Foot)

Correction

Belgian C/W Dance Championship Adv.

The UCWDC Licensed Affiliate Events advertisement in this and previous issues of **CDL** contains the wrong phone number for BIEKE WOUTERS of the Belgian C/W Dance Championship. We were informed of this too late for the previous issue, and it's likely you'll be reading this too late to make arrangements for attending the March 12 - 14 event. But, just in case, the correct phone number is: 32 1522-0703. Note: **CDL** is not authorized to alter information within other's advertisements. And we often don't have matching typefaces to make corrections.

you got the "next" month on your subscription.

But, we also called that issue "September". Well, that's our way of playing 'catch-up'. We figure that if we get an issue out each month and name it for two months, in a few months we'll catch up to the month we're actually in. So, that issue was "August/September". Now, in order to be sure that you get 12 issues on your subscription, the next thing we do is go through our database and add one issue to everyone's subscription to make up for the two-month naming of that issue. Then we sent the "Oct./Nov." issue to press and subsequently added another issue to everyone's subscription. Now, here's the "Dec./Jan." issue and we'll be adding yet another issue to your subscription. We expect that there will only be a couple more issues bearing the names of two months, then we'll be caught up. Bear with us and thanks and happy dancing. *Michael Hunt, Publisher*

NINTH ANNUAL PEACH STATE

EVENT DIRECTORS:

*Bill Robinson
and
Linda Hembree*

HOSTED BY:

*The Country & Western
Social Club,
Atlanta, Georgia*

WORKSHOPS

Start 10 a.m. Friday
20 FREE with Pass
Over 35 Paid
Discount Ticket Books
Available

COMPETITION:

OVER \$8,000
IN CASH & PRIZES

Couples Competition:

All Showcase Divisions
All Classic Divisions
All Junior Divisions
All Pro-Am Divisions

Team Competition:

All Team Divisions &
Line Dance Teams

**FRIDAY NIGHT PRO-AM
BY PRE-REGISTRATION ONLY**

Peach State is a National
Qualifying Event
for the World Championship.
N.T.A. Meeting



**PEACH STATE
COUNTRY
WESTERN
DANCE
FESTIVAL**

MARCH 18, 19, 20, 21, 1999

Evenin' Star
Pro Dance Boots

**DANCES FRI. & SAT. NIGHT
SAT. NIGHT VARIETY SHOW**
(Included in Your 3-day Pass)

Over 55 Hours of Workshops
(20 Included in Your 3-day Pass)

FOR MORE INFORMATION CALL:
Bill Robinson (404) 325-0098

OR WRITE

*Linda Hembree
2582 Oak Grove Lane
Snellville, GA 30278*

**Lots of
Open Dancing**


CROWNE PLAZA
RAVINIA

Atlanta, Georgia

(770) 395-7700

Special Room Rates
\$81.00

Must ask for Peach State rates.

PLEASE
Make Your Hotel Reservations Early
(Last year was a sell out!)



Fully Sanctioned UCWDC Event

ADULT 3 DAY PASS

\$45.00!

BEFORE FEBRUARY 28TH

(\$60 AT THE DOOR)

**WESTERN WEAR &
SWING WEAR VENDORS
IN THE LOBBY**

SOUTHERN HOSPITALITY

**4 HOUR JUDGES TRAINING
SEMINAR FRIDAY AT NOON**

**THURSDAY NIGHT DANCE
\$6 AT THE DOOR**



DRAFT SCHEDULE



Silver State Country Western Dance Festival - April 30 & May 1, 1999
 Reno-Sparks Convention Center - 4590 South Virginia Street - Reno, Nevada

Video cameras are not permitted in the workshops or at the Saturday evening entertainment in the South Hall.
 Images in Motion will be preparing a video notebook of the workshops and the entertainment portion.

Everyone dancing or taking a workshop must be wearing their event ribbon – no ribbon, no dancing!

FRIDAY – APRIL 30 1999

6:00 - 11:00 Open Dancing - Country Western North Hall - DJ's Don Duffy & Gary James
 6:30 - 9:00 Workshops - Line Dances & Pattern Partner Dances

<u>Workshop Room B3-B6</u>	<u>Workshop Room B16-B17-B18</u>	<u>Workshop Room B19-B20</u>
<u>Line & Pattern Partner (DJ-Gary Moore)</u>	<u>Line & Pattern Partner (DJ-Jim Shine)</u>	<u>Pattern Partner & Line (DJ-Ed Gilbert)</u>
6:30 ★ <u>B / I Line</u> - Michael Barr	7:00 ★ <u>B / I Line</u> - Knox Rhine	6:30 ♥ <u>P.P. Dance</u> - Don & Debbie Duffy
7:30 ♥ <u>P.P. Dance</u> - Sal & Diane Gonzales	8:00 ♥ <u>P.P. Dance</u> - Gary & Kimm James	7:30 ★ <u>I / A Line</u> - Bill Bader

SATURDAY – MAY 1, 1999

B / I = Beginning / Intermediate

I / A = Intermediate / Advanced

7:30 Doors Open
 12:00 - 1:00 Lunch Break & Open Dancing in the Country Western North Hall
 12:00 - 1:00 Team Madness Practice in the Workshop Rooms - Sign Up for a Time (No Spectators)

★ I / A Line Dances / DJ-Ed Gilbert / B19-B20

8:00 Heddy McAdams
 9:00 Neil Hale
 10:00 Charlotte Skeeters
 11:00 Jim Williams
 12:00 Lunch
 1:00 Evelyn Khinoo
 2:00 Michael Barr
 3:00 Michele Burton
 4:00 Knox Rhine

★ B / I Line Dances / DJ'S Don Duffy & Gary James / Main Hall

8:00 Sal Gonzales
 9:00 Pat Nowlan
 10:00 Diane Montgomery
 11:00 Michele Burton
 12:00 Lunch
 1:00 Bill Bader
 2:00 Charlotte Skeeters
 3:00 Jim Williams
 4:00 Neil Hale

♥ Couples Workshops / DJ-Gary Moore / B3-B6

8:00 B / I East Coast Swing - Dave & Cathy Williams
 9:00 I / A East Coast Swing - Dave & Cathy Williams
 10:00 B / I Waltz - Don & Arleen Grass
 11:00 I / A Waltz - Don & Arleen Grass
 12:00 Lunch
 1:00 B / I West Coast Swing - Tony & Toni Curso
 2:00 I / A West Coast Swing - Tony & Toni Curso
 3:00 B / I Two Step - Bill & Marsha Ray
 4:00 I / A Two Step - Bill & Marsha Ray

♥ Couples Workshops / DJ-Jim Shine / B16-B17-B18

8:00 B / I Night Club Two Step - Dennis & Connie McGuire
 9:00 I / A Night Club Two Step - Dennis & Connie McGuire
 10:00 B / I Cajun Two Step - Tom & Vicki Ovens
 11:00 B / I Salsa - Pat Eodice
 12:00 Lunch
 1:00 B / I Freestyle Cha Cha - Tom & Vicki Ovens
 2:00 I / A Freestyle Cha Cha - Tom & Vicki Ovens
 3:00 B / I Shag - Pat Eodice
 4:00 I / A Shag - Pat Eodice

5:00 - 7:00 Dinner Break - The doors will close at 5:15 p.m.! The North doors will re-open at 6:30 p.m.

7:00 - 8:00 Team Madness & Combined Entertainment in the South Hall

8:00 - Midnight Open Dancing in the Country Western North Hall - Wear Your Boots, Hat, and a ☺ !

8:00 Cocktails Available - Do Not Take Cocktails Outside of the Country Western North Hall

9:00 Team Madness Results & Turn in Your Festival Evaluation Form for a Prize Drawing

10:00 Evaluation Form Drawing, Raffle, and Door Prize Winners Posted - All Prizes Must be Picked Up by 11:00

→ And if you can't join us in 1999, put us on your calendar for May 5 & 6, 2000 ! ←

For more information, call Maggie Green at 702-424-3616

APRIL 30 & MAY 1, 1999

For the Non-competition Dancer

Workshops, Dancing & Fun in Reno, Nevada
at the Convention Center - 4590 South Virginia Street
Part of the Silver State Square & Round Dance Festival

Registration & General Information - 702-673-2557
All Other Questions - Maggie Green 702-424-3616

Category 4 Accreditation
Workshops Only



7TH ANNUAL SILVER STATE COUNTRY WESTERN DANCE FESTIVAL

TEAM MADNESS REGISTRATION

Rules • 5 team limit • 4 minute routine start to finish •
CW music • 5 to 50 dancers • costumes and props
ok • no lifts, flips, drops, obscene or overly suggestive
moves • the audience picks their 2 favorites!

\$50 Entry Fee - The first 5 teams to enter are in!
Team members must have weekend festival ribbons.

Team Name _____
Contact _____
Address _____

City _____ State _____ ZIP _____
Phone(s) _____
No. of Members _____ (Attach list of names.)

WHAT'S HAPPENING?

19 Line & 19 Couples Workshops with National Level Instructors
Two Dances with Music by Festival DJ's Don Duffy & Gary James
6 - 11 p.m. Friday - Workshops & Dancing
8 a.m. - Midnight Saturday - Workshops, Team Madness & Dancing
No Video Cameras - Workshop & Team Madness Videos by
Images in Motion -- order on-site or call 800-858-5518.

FUTURE DATES

May 5 & 6, 2000
May 4 & 5, 2001
May 3 & 4, 2002
May 2 & 3, 2003

SATURDAY NIGHT THEME

Wear your boots, hat, and a → →



GROUP RATES / TRAVEL INFORMATION

Weekend Package pre-registration rates available
for groups of 20+. Call 702-359-3616 for details.
For California bus groups - Rich Green 510-372-6647
or Don Van Straaten 408-779-2426. Frontier Tours
can also help arrange custom groups 800-647-0800.
Ask for the "Silver State Festival Package"

ASK FOR THE "SILVER STATE" HOTEL ROOM BLOCK AT

Atlantis 800-723-6500	Flamingo Hilton 800-648-4882
Self Contained RV's--See Atlantis Valet	Sands Regency 800-648-3553
Peppermill 800-282-2444	Airport Plaza Hotel 800-648-3525
Vagabond Inn 800-522-1555	La Quinta Inn 800-531-5900
Travelodge 800-648-3800	Reno Hilton 800-648-5080
Sundowner Hotel 800-648-5490	Ascuaga's Nugget 800-648-1177



cd1

1999 SILVER STATE COUNTRY WESTERN DANCE FESTIVAL REGISTRATION

Only Pre-Registrations Eligible for Door Prizes

Pre-Registration - Two Day Weekend Package - Postmarked by April 10, 1999 _____ @ \$ 25 Per Person \$ _____

(The price at the door for a two day weekend package is \$30 per person!)

CWDI Pre-Registration Discount: \$5 - CWDI Member No(s) _____ @ - \$ 5 Per Member \$ - _____

Per Event Ribbons are only available at the door as follows:

Total Enclosed \$ _____

\$15 per person - Fri., April 30 - 6 p.m. to 11 p.m. - Workshops & Dance

\$20 per person - Sat., May 1 - 8 a.m. to Midnight - Workshops, Entertainment & Dance

\$5 Per Person Charge for Refunds
After April 1, 1999

\$15 per person - Sat., May 1 - 6 p.m. to Midnight - Entertainment & Dance

No Refunds After April 10, 1999

Checks Payable To: Silver State Dance Festival • Mail To: Advance Registrations, P. O. Box 7413, Reno, NV 89510
For General Information Call 702-673-2557 • For Specific Questions Call 702-424-3616

Name _____
Address _____
City _____ State _____ ZIP _____
Phone - Home _____ Phone - Work _____ Fax _____

VISA MasterCard Card Number _____ Expiration Date _____

Which hotel do you plan to stay at? _____

7TH ANNUAL SILVER STATE C/W DNACE FESTIVAL

By Maggie Green

Seven is a lucky number in Nevada so this is a sure bet - the 7th Annual Silver State Country Western Dance Festival coming up on April 30 and May 1, 1999 in Reno is sure to be bigger and better than ever. If you have never been here, we don't do judges, competition, egos, or score sheets. What we do is workshops, dancing, and fun. If you like to dance and are a little on the crazy side, this is the place for you. If you aren't sure how crazy you are or you are on the conservative side, come anyway and we'll show you how it's done.

And just how serious are we about having fun? See me at any time during the weekend and tell me you don't feel like you got your money's worth, and I'll give you an instant refund.

We are the C/W side of the 52nd Annual Square and Round Dance festival. So if you are also a square or a round dancer, you can dance all your favorite styles. If you are a clogger, we have that too. The dancing schedule for all the venues is pretty full so you may have to make some choices. It is hard to accommodate everyone, but I don't think you will be disappointed. If you are in a shopping mode, visit our Vendor hall for the latest in everything for all dance styles. The local western stores always offer special discounts if you wear your Silver State ribbon.

The C/W side begins at 6 p.m. Friday with open dancing or your choice of three Pattern Partner dance workshops - there will be three workshops running simultaneously. Saturday morning starts

at 8 a.m. with two line dance workshops and two couple workshops every hour. For C/W couples we will have B/I and 1/A East Coast Swing, Waltz, West Coast Swing and Two Step. For those who want to try some swing styles we have B/I and 1/A Night Club Two Step, Freestyle Cha Cha, Shag, and beginning level Cajun Two Step and Salsa.

Our line up of instructors are: BILL BADER, MICHAEL BARR, MICHELE BURTON, TONI & TONY CORSO, DON & DEBBIE DUFFY, PAT EODICE, SAL & DIANE GONZALES, NEIL HALE, GARY & KIMM JAMES, EVELYN KHINOO, HEDDY MCADAMS, DIANE MONTGOMERY, PAT NOWLAN, TOM & VICKI OVENS, CHARLOTTE SKEETERS, JIM WILLIAMS, And THE TRAVELIN' FOUR, DON & ARLENE GRASS, DENNIS & CONNIE MCGUIRE, KNOX RHINE, DAVE & CATHY WILLIAMS and BILL & MARSHA RAY.


DON DUFFY and GARY JAMES will once again be in charge of open dancing in the main C/W hall. If you joined us in 1998 you will know just how crazy these two can get and they do know how to get us all dancing and keep the energy level up. The workshops, our own Reno DJ ED & LINDA GILBERT, GARY & LISA MOORE, and JIM & JUDY SHINE will be on hand to assist instructors and play music for you to practice to.

After the dinner break, Entertainment and Team Madness starts at 7 p.m. then open dancing till midnight. Team Madness is Silver State's answer to competition - we give five teams four minutes to do something to entertain the audience. The only rules are four minutes, at least 5 but no more than 50 dancers dancing at a time, and nothing too suggestive. The audience picks the two teams they like the best and everyone takes home a prize. Its \$50 to enter (all of our spaces are filled but there is a waiting list for teams) and the two favorites take home \$100 each and the second place teams each take home \$50. There are no losses at the Silver State!

The dress for Saturday night is anything with a smily face on it. If you don't have anything, our event t-shirts will fill the bill. We don't care if you want to come casual or all fancied up. Tennies aren't C/W, but they are acceptable 'cause we know by Saturday night your feet will be tired.

The cost for this weekend of fun is \$25 in advance (\$30 at the door). \$5 CWDI member discount on advance registrations only. If you have 20 or more friends who want to come, we also offer a group discount - you send us one check and we send you all of the weekend ribbons to hand out, and it's only \$20 per person (no CWDI discount on this one).

To register see our ad in this magazine. For more information or a completes program, contact me Maggie at 702 424-3616, fax 702 424- 3617, or maggie@silverdragon.sparks.nv.us or visit our web site at www.greatbasin.net/~dancereno



Proudly Features...

Robert Royston and Laureen Baldovi

4 Times UCWDC MASTERS DIVISION GRAND CHAMPIONS!

#1 3 Times U.S. OPEN SWING CHAMPIONS!!

Nuff Said!!!

GMS-935 Int./Adv. EAST COAST SWING - Volume 1
 GMS-936 Int./Adv. "FreeStyle" CHA CHA - Volume 1
 GMS-947 Beginning TWO STEP
 GMS-948 Int./Adv. TWO STEP - Volume 1
 GMS-949 Int./Adv. TWO STEP - Volume 2
 GMS-9410 Int./Adv. POLKA - Volume 1
 GMS-9411 Int./Adv. WEST COAST SWING - Volume 1
 GMS-9512 Int./Adv. WEST COAST SWING - Volume 2
 GMS-9514 Int./Adv. WEST COAST SWING - Volume 3
 GMS-9515 Int./Adv. TWO STEP - Volume 3
 GMS-9516 Int./Adv. EAST COAST SWING - Volume 2
 GMS-9621 Beginning WEST COAST SWING
 GMS-9622 Int./Adv. "FreeStyle" CHA CHA - Volume 2
 GMS-9623 Int./Adv. WALTZ - Volume 1
 GMS-9624 WEST COAST SWING "Syncopations" - Volume 1
 GMS-9625 Int./Adv. HUSTLE - Volume 1
 GMS-9737 "Choreography On The Fly"
 Hittin' The Breaks-Dancin' to the Music-Phrasing and MUCH MORE!
 GMS-9738 Beginning HUSTLE
 GMS-9739 Int./Adv. HUSTLE - Volume 2
 GMS-9842 "Leadable W.C.S. Moves & Tips" for Jack & Jill
 GMS-9843 "Hot Moves & Fancy Footwork" Int./Adv. W.C.S. Volume 4
 GMS-9844 Int./Adv. "Nite Club" Two Step - Volume 1
 GMS-9845 Int./Adv. Two Step - Volume 4
 GMS-9846 "Leadable" Two Step & W.C.S. Moves + Winning J & J Tips Vol. 1
**GMS-9737, 9842, 9843 and 9846 are a MUST HAVE for Jack & Jill
 and Serious Social Dancers!**

Average tape running time = 53 minutes
 Average number of moves on Intermediate & Int./Adv. tapes = 24

**New!
Hot!!**

Tapes are \$29.95 each + shipping chgs. of \$4.00 for 1 tape and \$2.00 ea. additional tape.
 California Residents ADD 8.25% Sales Tax

Ship Us Tape Numbers: _____

NAME _____

ADDRESS _____

CITY _____ STATE _____ ZIP _____

PHONE (____) _____

"The Dance Video Specialists"

Include Check Or M.O. OR BILL TO:
 Visa MC AmEx Acct.# _____
 Exp.Date _____ Signature _____

Images In Motion - B & S Video
 5116 Longdale Ct. - Antioch, CA 94509
 (800) 858-5518 or FAX (510) 777-1199
 e-mail images@ccnet.com
 Website www.imagesinmotion.com

Producers of "AWARD WINNING" Videos Since 1984!

ARE YOU A LINE OR COUPLE DANCER? A WANNA-BE LINE OR COUPLE DANCER?

Couples Special



From Beginner to Intermediate Robert & Laureen take you step by step into Mastering the West Coast Swing



Well.... What are you waiting for? Learn from the Professionals.... and in the privacy of your own home!

Four Time World Champions

Robert Royston & Laureen Baldovi take you step by step to learn all the Cool Couple Moves while Leading Line Dance Instructors including Jo Thompson, take you step by step from the Basics to the latest in Line Dances.



Give the Gift of Dance & Music



Partner's Special

Know the Line Dance? Then learn the Partner Version to the Tush Push • Dizzy • Cruisin'

Scooter Lee Enterprises, Inc. presents 4 Time World Champions Robert Royston & Laureen Baldovi



With the Night Club Two-Step

Waltz Across Texas..... plus 3 more and receive the **Night Club 2-Step Video Absolutely Free!**

BENEFITS OF DANCING Line/Couple

- ◊ Reduces stress.
- ◊ Increases energy.
- ◊ Improves strength & muscle tone.
- ◊ It's friendly & social.
- ◊ You don't need a partner to line dance.
- ◊ Age is not a factor.
- ◊ No special clothes are needed.
- ◊ You can do it, your kids can do it, even grandma & grandpa can do it! Fun for the whole family!

Only \$24.95 (+\$3.50 Shipping & Handling).

U.S. Funds Only 4 Ways To Order:

1-800-531-4379



Fax 404-634-1726 / www.scooterlee.com



Line Dance Special

Back By Popular Demand The Line Dance Reference Video with the 49 most common steps used in Line Dancing. You'll look great on the Dance Floor!



FREE with purchase, the 7 most popular Line Dances in the World.



Moneyback Guaranteed!

Couples Special	Quantity	OR Mail To:	
<input type="checkbox"/>	<input type="checkbox"/>	Scooter Lee Enterprises, Inc.	
<input type="checkbox"/>	<input type="checkbox"/>	P.O. Box 941505 Atlanta, GA 31141	
<input type="checkbox"/>	<input type="checkbox"/>	Please Send 24.95 + \$3.50 (S/H) per order	
<input type="checkbox"/>	<input type="checkbox"/>	Name _____	
<input type="checkbox"/>	<input type="checkbox"/>	Address _____	
<input type="checkbox"/>	<input type="checkbox"/>	City _____ State _____ Zip Code _____	
<input type="checkbox"/>	<input type="checkbox"/>	Telephone _____	
<input type="checkbox"/>	<input type="checkbox"/>	Please Charge My <input type="checkbox"/> Mastercard <input type="checkbox"/> Visa <input type="checkbox"/> Discover	
<input type="checkbox"/>	<input type="checkbox"/>	Card Number <input type="text"/>	
<input type="checkbox"/>	<input type="checkbox"/>	Expiration Date _____ Signature _____	

Hot New Videos

Featuring

KEVIN JOHNSON

& VICKIE VANCE-JOHNSON

- ✓ Received the UCWDC 1999 Star Award for
Choreographers and Female Dance Instructor of the Year
- ✓ Received the UCWDC 1998 Star Award for
Country-Western Dance Instructors of the Year!!!
- ✓ Seven Times Division 1 Grand Champions and
Retired Masters Competitors



Each Video is \$30.00

(plus \$4.00 shipping & handling for the first tape and \$2.00 for each additional tape.)

**Buy 6 Videos & get the 7th
video of your choice free!**

Beg-Int Level!

- Two-Step
- Waltz
- West Coast Swing **NEW!**
- East Coast Swing
- Cha-Cha
- Polka
- Hustle

Specialty Tapes

- Tips on Technique

**HOT!! New Tapes
Update Your Skills
With The Latest Moves**

Advanced Level

- Two-Step Vol. I
- Two-Step Vol. II
- West Coast Swing Vol. I
- West Coast Swing Vol. II
- Waltz Vol. I
- East Coast Swing Vol. I
- Cha-Cha Vol. I
- Polka

NEW!

Advanced Series

- Two-Step Vol. III
- West Coast Swing Vol. III
- Waltz Vol. II
- Cha-Cha Vol. II
- East Coast Swing Vol. II

Name: _____

Address: _____

City: _____ State: _____ Zip: _____

Phone: _____ I've enclosed a total of \$ _____

Credit Card Number _____ Expires _____

Signature of Credit Card Orders _____

Send Check or Money Order To:
Headquarters Dance Studio
1560 Lewisburg Pike,
Franklin, TN 37064
(615) 790-9112



3rd Annual Music City Country Dance Challenge!

Event Directors:
Kevin Johnson
Vickie-Vance Johnson

A Fully Sanctioned
World's Qualifying
UCWDC Event



Franklin
Marriott
Cool Springs
Franklin, TN
Room Rates
\$79 per Night
1-4 Persons
1-800-228-9290

Must Ask for
Music City Country Dance Challenge
Special Rate

Labor Day Weekend September 3-6, 1999

8,000 sq ft of Dance Floor

Great Show on Saturday Night

CDSG Party Saturday Night

Pajama Party Sunday Night - Hosts Mark Maxwell /Mario Robau

Over \$20,000 in Ca\$h and Prizes

Swing Dance Championships

- ★ Cash Prizes to Winners
- ★ Jack and Jill Swing Competition
- ★ Dedicated Swing Room
- ★ Swing and Hustle Workshops

Line Dance Championships

- ★ Full Line Dance Competition
- ★ jg2 Workshop Program
- ★ Dedicated Dance Floor

Country Dance Championships

- ★ All Showcase and Classic Divisions
- ★ Full Pro-Am Competition
- ★ Team Competitions
- ★ Cash or Prizes to all Winners
- ★ Dedicated 24 Hour Practice Space with Wood Floor
- ★ Full Floor for all Divisions
- ★ Workshops By Great Instructors
- ★ Jack and Jill Competitions
- ★ 3200 sq. ft. Competition Dance Floor
- ★ Cash Awards to Top Pro-Am Teachers

Invited Instructors

- ★ Mario Robau
 - ★ David & Tracy Appel
 - ★ Ricardo & Kim Cortez
 - ★ Mark & Tiffney Maxwell
 - ★ Jo Thompson
 - ★ Jayson & Deby Booth
 - ★ Mark Jackson & Tiffney Page
 - ★ jg2
 - ★ Shawn Swaites & Donna Bonham
 - ★ Beata Howe
 - ★ Wayne & Annette Chapman
 - ★ Carmen Scarborough
- Just to Name a Few !!

For More Information and Registration Forms

Contact:

Kevin Johnson

1560 Lewisburg Pike, Franklin, TN 37064

Phone (615) 790-9112 Fax: (615) 790-6980

E-Mail at MCCDCKevin@aol.com



MUSIC FOR DANCING



Key: Bold type signifies that the song has enough of a beat for dancing. The song title, time (when offered in package), BPM (Beats Per Minute), and suggested partner dance(s) are listed. Medium type signifies a song is unlikely for dancing. This category includes ballads, interrupted rhythm, or lyric content unsuitable for the dance floor. A Waltz in bold type signifies the measures are in 6 beat phrasing throughout the song. A waltz in medium type signifies an extra 3 beat measure within the song. One (*) before the suggested dance means the song is danceable enough that it might even turn up in a competition. Two () means the song is very danceable and will likely be used for competition. ABBREVIATIONS: 2=Two Step; T2=Triple Two Step; W=Waltz; ECS=East Coast Swing; WCS=West Coast Swing; 3=Three Step; Pol=Polka; Shuf=Shuffle or 10 Step; Sch=Schottische; SSch=Southern Schottische; 4CS=4 Count Swing; Sw=Generic Swing; P=Pony; Cha=Cha Cha; NC2=NiteClub Two-Step. Sometimes other dances are noted. Any (*) or (**) song will likely be a good Line Dance tune.**

Sorry No refunds or returns

Except for defective product. Thank you.

Prices: All prices are in US Currency

Cassette Tapes are \$11 each plus postage/handling (CA residents add \$.79 St. Tax) As many discs are not even being released in cassette format, if Cassette is unavailable, CD will be substituted or check refunded.

Compact Discs are \$17 each plus p/h (CA residents add \$1.22 St. Tax)

Within USA - Add \$1.25 for each CD. Sent via 1st Cl. Mail

CANADA/MEXICO - Add \$1.50 for each CD. Sent via Air/Printed

EUROPE - Add \$4.00 for each CD. Sent via Air/Printed

ELSEWHERE - Add \$6.00 for each CD. Sent via Air/Printed

GLOBAL PRIORITY (2-4 days delivery) - CAN/MEX/EUR add \$10 per CD, ELSEWHERE ADD \$12 PER CD

INTERNATIONAL ONLY: Sorry, No Personal or Business

Checks. Please use Visa or MasterCard to order, or add \$5.00USD to total order if using Int'l Money Order. (Our bank charges a \$5 processing fee for Int'l transactions.)

VISA/MC Orders: Phone 415 488-0154 - email:

cdl4cwclanc@aol.com - Fax 415 488-4671

Mail Orders: CDL, Drawer 139, Woodacre CA 94973

Enclosed find \$_____ for the CDs or Tapes marked. Send to:

Name _____

Address _____ Apt _____

City _____ St _____ Zip _____

Phone (____) _____

Visa/MC # _____

Visa/MC Expiration Date: Month _____ Year _____

Signature (for Visa/MC orders) _____

12 Dec. '98/Jan. '99 *Country Dance Lines*

CD	ORDER#	ARTIST	ALBUM TITLE
----	--------	--------	-------------

- | | | | |
|--------------------------|------------|----------------------|----------------------------------|
| <input type="checkbox"/> | DECC 70034 | DANNI LEIGH | 29 Nights |
| <input type="checkbox"/> | ARI 18878 | THE TRACTORS | Farmers In A Changing World |
| <input type="checkbox"/> | DECC 70040 | LEE ANN WOMACK | Some Things I Know |
| <input type="checkbox"/> | WAR 46918 | DWIGHT YOAKUM | A Long Way Home |
| <input type="checkbox"/> | ARI 18861 | PAM TILLIS | Everytime |
| <input type="checkbox"/> | DECC 70021 | SHANE STOCKTON | Stories I Could Tell |
| <input type="checkbox"/> | MCAI 11831 | LYLE LOVETT | Step Inside This House |
| <input type="checkbox"/> | WAR 47033 | CONNIE SMITH | Connie Smith |
| <input type="checkbox"/> | EMIN 25001 | EMMYLOU HARRIS | Spyboy |
| <input type="checkbox"/> | DRWR 50100 | LINDA DAVIS | I'm Yours |
| <input type="checkbox"/> | CURB 77897 | JUNIOR BROWN | Long Walk Back |
| <input type="checkbox"/> | ATL 83156 | VARIOUS ARTISTS | Old Dogs |
| <input type="checkbox"/> | ATL 83124 | SOUTH SIXTY FIVE | South Sixty Five |
| <input type="checkbox"/> | GSSE 1076 | GOOSE CREEK SYMPHONY | Head For The Hills |
| <input type="checkbox"/> | WAR 47097 | TRAVIS TRITT | No More Looking Over My Shoulder |
| <input type="checkbox"/> | LND 1019 | THE STEAM DONKEYS | Cosmic Americana |
| <input type="checkbox"/> | COL 68793 | DARYL DODD | Daryl Dodd |

LYLE LOVETT Step Inside This House

MCA Disc - MCAI 11831

Disc One

1. Bears - 100BPM - 2
2. Lungs - Ballad
3. Step Inside This House - Ballad
4. Memphis Midnight/Memphis Morning - Ballad
5. I've Had Enough - Ballad
6. Teach Me About Love - 88BPM - **2
7. Sleepwalking - 88BPM - 2
8. Ballad Of The Snow Leopard and The Tanqueray Cowboy - Ballad
9. More Pretty Girls Than One - 104BPM - *2
10. West Texas Highway - 88BPM - WCS, 2
11. Rollin' By - 100BPM - Waltz

Disc Two

1. Texas Trilogy: Daybreak 88BPM - 2, Ballad
 2. Texas Trilogy: Train Ride - 92BPM - 2, Ballad
 3. Texas Trilogy: Bosque County Romance - 100BPM - 2, Ballad
 4. Flyin' Shoes - Ballad
 5. Babes In The Woods - Blues Ballad
 6. Highway Kind - Ballad
 7. Lonely In Love - 88BPM - Waltz
 8. If I Needed You - Ballad
 9. I'll Come Knockin' - Ballad
 10. Texas River Song - 124BPM - Waltz
- Times not included in package.*

THE STEAM DONKEYS Cosmic Americana

Landslide Disc - LND 1019

1. I'm The One You Love - 2:20 - 156BPM - ECS
2. The Only One Who Cares - 2:30 - 104BPM - Sw, T2
3. Silly Clown - 3:52 - Ballad
4. Can't Find A Place To Stay - 3:27 - 96BPM - 2
5. When The Big One Hits - 3:43 - 116BPM - T2, Sch
6. The Other Side Of Town - 2:37 - 92BPM - 2, Sw
7. Just A Dream - 3:57 - 64BPM - Stroll
8. What you Been Spreadin' Around - 3:29 - 124BPM - T2, Sw, Sch
9. Grandpa's Thunderbird - 3:27 - 116BPM - T2, Sw
10. Jesus On The Cross - 3:30 - 116BPM - Polka
11. Put your Money Where My Mouth Is - 2:51 - 128BPM - 3, Sw, Sch
12. Treat You Like A Child - 3:38 - Ballad



JUNIOR BROWN Long Walk Back

CURB Disc - CURB 77897

1. Long Way Back To San Antone - 3:33 - 106BPM - *WCS, T2
2. The Better Half - 2:45 - 88BPM - 2, Sw
3. Read Em' And Weep - 3:04 - Ballad
4. Rock-A-Hula Baby - 2:27 - 192BPM - Fast Sw, 2
5. Lookin' For Love - 2:28 - 148BPM - *ECS
6. Peelin' Taters - 2:52 - 100BPM - 2, T2, Sw
7. Freedom Machine - 3:23 - 160BPM - ECS
8. Just A little Love - 3:39 - 140BPM - ECS
9. Keepin' Up With You - 3:47 - 124BPM - WCS
10. I'm All Fired Up - 3:32 - 148BPM - ECS
11. Stupid Blues - 8:51 - Blues Ballad

VARIOUS ARTISTS/ WAYLON JENNINGS, MEL TILLIS, BOBBY BARE, JERRY REED Old Dogs

Atlantic Disc - ATL 83156

1. Old Dogs - 2:21 - 88BPM - 2
2. I Don't Do It No More - 3:41 - 108BPM - T2, 2
3. She'd Rather Be Homeless - 3:59 - 116BPM - T2
4. Cut The Mustard - 3:25 - 128BPM - WCS
5. Young Man's Job - 3:08 - 140BPM - ECS
6. Me And Jimmie Rogers - 4:56 - Ballad
7. Elvis Has Left The Building - 2:55 - 124BPM - *WCS
8. Rough On The Livin' - 2:53 - 152BPM - Waltz
9. Still Gonna Die - 3:45 - 124BPM - T2, Sw
10. I Never Expected - 3:23 - 100BPM - 2, T2
11. Time - 3:34 - Ballad

SOUTH SIXTY FIVE South Sixty Five

Atlantic Disc - ATL 83124

1. Baby's Got My Number - 3:00 - 116BPM - WCS, T2
2. Climbing up Mt. Everest - 3:01 - 92BPM - 2
3. I'm There - 4:11 - Ballad
4. Uncle Hickory's General Store - 3:15 - 152BPM - *ECS
5. One Of The Precious Few - 3:39 - Ballad
6. All Of This And More - 3:52 - Ballad
7. No Easy Goodbye - 4:06 - Ballad
8. Love Will Last - 3:12 - 104BPM - T2
9. To Me - 4:04 - Ballad
10. A Random Act Of Senseless Kindness - 3:57 - 112BPM - T2

GOOSE CREEK SYMPHONY Head For The Hills

Goose Disc - GSSE 1076

1. Goin' Down The Road - 3:15 - 120BPM - T2, Ballad
2. Number One Gravy Band - 4:04 - 84BPM - 2
3. How-Do-Hi - 3:15 - 136BPM - ??
4. Pretty Mama/Hey Good Lookin' - 4:10 - 84BPM - 2, Sw
5. Head for The Hills/Will The Circle Be Unbroken - 5:11 - 88BPM - 2, but Rhythm & Tempo varies.
6. Without A Reason - 3:13 - Ballad
7. Lazy - 3:45 - Ballad
8. People Like Me/Goin' Down The Road - 2:55 - 88BPM - 2/Ballad

TRAVIS TRITT No More Looking Over My Sholder

WB Disc - WAR 47097

1. No More Looking Over My Sholder - 3:47 - 100BPM - 2, Ballad
2. Rough Around The Edges - 3:48 - 184BPM - 4 Ct. Swing
3. If I Lost You - 3:48 - Ballad
4. Girls Like That - 3:00 - 160BPM - *ECS, *2
5. For You - 3:44 - Ballad
6. I'm All The Man - 3:50 - Ballad
7. Tougher Than The Rest - 4:12 - 104BPM - Cha, T2
8. Start The Car - 4:10 - 108BPM - T2, WCS
9. Mission Of Love - 3:30 - 92BPM - Waltz (not in 6 beat phrasing)
10. The Road To You - 3:59 - Ballad

AMERICAN Country

Instructional Dance Videos

6-Time National Grand Champion, Grant Austin, teaches you the hottest moves on the dance floor.

We realize learning to dance properly can be expensive, so we are offering to our Country/Western dancing friends a special price of

\$20

per tape!

(Instructional Videos by Grant Austin ONLY)**



Grant Austin's **NEW** videos are

accompanied by Erica Drollinger.

Other videos accompanied by

Darlene Long, Jennifer Dargi & Lynae Jacob

TEXAS 2-STEP	HUSTLE	WEST COAST SWING
NEW	NEW	
Vol 1 Beginner	Vol 1 Beginner	Vol 1 Beginner
Vol 2 Intermediate	Vol 2 Intermediate/Advanced	Vol 2 Intermediate
Vol 3 Advanced		Vol 3 Sleaze
Vol 4 Competition	CHA CHA	NEW
Vol 5 Advanced Technique, Styling & Presentation	Vol 1 Beginner Vol 2 Intermediate/Advanced	Vol 4 Advanced Technique, Styling & Presentation
COUNTRY WALTZ	POLKA	Syncopations Vol 1
Vol 1 Beginner	Vol 1 Beginner	EAST COAST SWING
Vol 2 Intermediate		Vol 1 Beginner
Vol 3 Advanced Technique Showcase Patterns		Vol 2 Intermediate
		Vol 3 Advanced

Also Available . . .

The Savoys

29.95 Each

World Exhibition Dance Champions

<u>Learn to Lift</u>	<u>Dips & Drops</u>	<u>Stretch & Strengthen</u>
67 minutes	60 minutes	67 minutes

SPECIAL LINE DANCE TAPES \$10 Each
Country Western Line Dancing with Lisa Austin
Volumes 1, 2, & 3 Each Volume contains 11 Dances!

Dance Connection

1360 SW 57th Ave.

Ft. Lauderdale, FL 33317

[1-800-881-DANC(E)]

Checks, Visa, MasterCard, Discover & American Express!

*Plus \$4 shipping for first tape, \$1 each additional tape.

**UCWDC Licensed
Affiliate Events**
Offer Newcomer and Novice level competition

**Central Florida Country
Dance Stampede****

Wayne & Yvonne Conover • 407-380-2937
Orlando, FL
Sheraton Orlando North • 407-660-9000
February 19-21, 1999

**Belgian Country Western
Dance Championship****

Bieke Wouters • 31-45-527-6412
Schriek, Belgium
Parochiaal & Cultureel Centrum
March 12-14, 1999

ig2 Line Dance Marathon**

Hosted by The Atlantic Seashore
James Gregory & Jean Garr • 919-779-1044
Ahoskie, NC - Ahoskie Inn • 919-330-4165
May 14-16, 1999

Canadian Country Classic**

Hosted by Halloween in Harrisburg
Dennis & Carol Waite • 616-473-3261
Toronto, Ontario, Canada
International Plaza Hotel • 416-244-1711
July 23-25, 1999

**Lone Star Country
Dance Challenge****

Larry & Laurie Sepulvado • 713-589-9535
San Antonio, TX - Coyote's • 910-647-4695
July 31-August 1, 1999

Atlantic Summer Faire**

Josie & Cyndee Neel • 804-676-1848
Richmond, VA
Holiday Inn • 804-838-0200
August 27-29, 1999

**Swiss Country Western
Dance Championship****

Phil Emch • 011-41-63-493-910
Zurich, Switzerland - Venue TBA
September 4-5, 1999

**TNN Invitational Country
Dance Competition**

Dave Getty • 714-899-4099
Nashville, TN - Wildhorse Saloon
September 17-18, 1999

Queen City Classic^{2PL}

Grant Austin with
Bruce & Connie Halfenberg
954-584-5554
Cincinnati, OH - Venue TBA
September 24-26, 1999

Waltz Across Texas**

Larry & Laurie Sepulvado • 713-589-9535
Houston, TX
Holiday Inn Medical Ctr
November 26-27, 1999

Australian Country Dance Comp**

Barry Cowling • +61-02-6766-3327
Tamworth, New South Wales, Aus.
West Tamworth Leagues Club
+61-02-6766-3327
January 16-18, 2000

PAM TILLIS Everytime

Arista Disc - ARI 18861

1. **I Said A Prayer** - 2:56 - 112BPM - T2, WCS, Sch, Sw
2. Everytime - 3:43 - Ballad
3. **You Put The Lonely On Me** - 2:32 - 168BPM - **ECS
4. A Whisper And A Scream - 2:56 - Ballad
5. **Lay The Heartache Down** - 3:26 - 152BPM - ECS
6. Hurt Myself - 3:39 - Ballad
7. **Not Me** - 3:51 - 84BPM - 2, Sw
8. Whiskey On The Wound - 3:20 - 88BPM - Waltz (not in 6 beat phrasing)
9. **We Must Be Thinking Alike** - 3:18 - 84BPM - 2, Ballad
10. **After Hours** - 3:40 - 88BPM - Waltz
11. **A Great Disguise** - 3:58 - 120BPM - WCS, T2

SHANE STOCKTON Stories I Could Tell

Decca Disc - DECC 70021

1. **Somewhere In The Ashes** - 3:52 - 72BPM - Slow 2, Sw
2. What If I'm Right - 3:04 - Ballad
3. **I Didn't Know** - 3:26 - 116BPM - **Polka, *Shuffle
4. Don't Let The Fool Fool You - 2:57 - Ballad
5. **Gonna Have To Fall** - 3:10 - 78BPM - 2, Sw
6. Train, Train - 4:21 - Ballad
7. **Geronimo** - 3:52 - 96BPM - 2, Ballad
8. Stories I Could Tell - 3:49 - Ballad
9. **My Life's An Open Book** - 3:25 - 96BPM - 2
10. **Billy Saw The Light** - 3:09 - 92BPM - 2

CONNIE SMITH Connie Smith

WB Disc - WAR 47033

1. **How Long** - 3:07 - 128BPM - WCS, Sw
2. **Lonesome** - 3:21 - 104BPM - 2, T2, 3, Polka
3. Hearts Like Ours - 3:37 - Ballad
4. **You Can't Take Back A Teardrop** - 2:47 - 140BPM - ECS
5. Looking For A Reason - 4:05 - Ballad
6. **Love's Not Everything** - 3:01 - 120BPM - T2, Sw
7. **Just Let Me Know** - 3:01 - 128BPM - Sw
8. Your Light - 3:11 - Ballad
9. **When It Comes To You** - 2:50 - 88/176BPM - 2, ECS
10. A Tale from Taharrie - 5:21 - Ballad

EMMYLOU HARRIS Spyboy

Eminent Disc - EMIN 25001

1. My Songbird - 3:30 - Ballad
2. **Where Will I Be** - 4:21 - 104BPM - T2, 2
3. **I Ain't Living Like This** - 4:20 - 156BPM - ECS
4. Love Hurts - 2:55 - Ballad
5. Green Pastures - 3:05 - Ballad
6. Deeper Well - 7:16 - Ballad
7. Prayer In Open D - 4:01 - Ballad
8. Calling My Children Home - 3:02 - Ballad
9. **Tulsa Queen** - 4:30 - 132BPM - Ballad, 3
10. **Wheels** - 3:04 - 124BPM - T2, Sw
11. **Born to Run** - 4:44 - 96BPM - 2, Sw
12. Boulder To Birmingham - 3:21 - Ballad
13. All My Tears - 5:06 - Ballad
14. The Maker - 8:40 - Ballad

LINDA DAVIS I'm Yours

Dreamworks Disc - DRWR 50100

1. **I'm Yours** - 3:28 - 136BPM - Sch, Sw
2. From The Inside Out - 3:15 - Ballad
3. **Love Story In the Making** - 3:40 - 132BPM - Sch, Sw
4. After A Kiss - 3:20 - Ballad
5. **Company Time** - 3:20 - 148BPM - 3, ECS
6. **I Wanna Remember This** - 3:43 - 140BPM - Sch, ECS
7. Three Way Tie - 3:23 - Ballad
8. **I Took The Torch Out Of His Old Flame** - 3:06 - 144BPM - **ECS
9. **Love Didn't Do It** - 2:43 - 96BPM - 2, Sw
10. Through The Cracks - 3:44 - Ballad
11. In Pictures - 3:07 - Ballad
12. **What Do I Know** - 3:27 - 92BPM - 2
13. **Some Things Are Meant To Be** - 3:20 - 92BPM - 2
14. Make It Through (w/Randy Travis) - 3:55 - Ballad

DANNI LEIGH 29 Nights
Decca Disc - DECC 70034

1. If The Jukebox Took Teardrops - 2:42 - 160BPM - **ECS
2. Beatin' My Head Against The Wall - 2:24 - 116BPM - **Polka, *Shuffle
3. 29 Nights - 3:50 - 108BPM - **Cha
4. How does It Feel To You - 3:55 - 152BPM - **ECS, **SSch, Fast 3, Fast Shuffle
5. Teardrops, Teardrops - 3:07 - 156BPM - **ECS, Fast 3
6. Ol' Lonesome - 2:07 - 148BPM - **ECS
7. Mixed Up Mess Of A Heart - 2:21 - 104BPM - **2, **Pony
8. Touch Me - 3:18 - 68BPM - Ballad
9. I Feel A Heartache - 3:40 - 128BPM - *WCS, *Sw
10. Chain Me - 3:03 - 92BPM - **2, **4 Ct. Swing
11. Weren't You The One - 3:58 - 156BPM - *ECS
Great Partner and Line Dancing!

THE TRACTORS Farmers In A Changing World
Arista Disc - ARI 18878

1. Wouldn't Tell You No Lie - 6:09 - 172BPM - 2
2. Linda Lou - 3:25 - 148BPM - *ECS
3. How Long Will It Take - 3:00 - 88BPM - 2
4. Shortenin' Bread - 3:20 - 136BPM - Sch, WCS
5. The World's Biggest Fool - 4:27 - Ballad
6. Poor Boy Shuffle - 4:42 - 144BPM - ECS, Sw
7. With A Girl Like You - 2:53 - 124BPM - *WCS
8. The Elvis Thing - 4:42 - Mystery Train - :48 - 116BPM - (leaves rhythm & tempo)
9. Way Too Late - 3:58 - 120BPM - Polka
10. Foot Stomp Stompin' - 5:56 - 140BPM - ECS (Starts at 1:22)

All tracks start with several seconds of recording studio sounds before the music begins.

LEE ANN WOMACK Some Things I Know
Decca Disc - DECC 70040

1. Some Things I Know (w/Vince Gill) - 3:04 - Ballad
2. A Little Past Little Rock (w/Jason Sellers) - 3:44 - 88BPM - 2
3. Now you See Me, Now You Don't - 2:39 - 104BPM - T2, 3, Sch
4. I'd Rather Have What We Had (w/Joe Diffie) - 3:17 - 88BPM - Waltz (not in 6 beat phrasing)
5. The Man Who Made My Mama Cry - 4:04 - Ballad
6. I'll Think Of A Reason Later - 3:37 - 140BPM - ECS, Sch
7. Don't Tell Me (w/Buddy Miller & Judy Miller) - 4:03 - Ballad
8. I Keep Forgetting (w/Vince Gill) - 3:35 - 100BPM - Cha, T2, 2
9. If You're Ever Down In Dallas - 2:32 - 128BPM - WCS, ECS, Sw
10. When The Wheels Are Coming Off (w/Ricky Skaggs) - 3:39 - Ballad
11. The Preacher Won't Have To Lie - 4:18 - Ballad

DWIGHT YOAKUM A Long Way Home
Reprise Disc - WAR 46918

1. Same Fool - 3:03 - 78BPM - 2, Cha
2. The Curse - 2:33 - 92BPM - 2, Pony
3. Things Change - 3:45 - 108BPM - Cha, 3
4. Yet To Succeed - 3:19 - Ballad
5. I Wouldn't Put It Past Me - 2:38 - 144BPM - ECS
6. These Arms - 3:31 - 120BPM - T2, WCS
7. That's Okay - 2:26 - 92BPM - 2
8. Only Want You More - 3:22 - 228BPM - Really fast swing
9. I'll Just Take These - 2:49 - Ballad
10. A Long Way Home - 2:55 - 72BPM - Slow 2, Sw
11. Listen - 3:47 - 132BPM - Sch, Sw
12. Traveler's Lantern - 3:25 - 148BPM - W
13. Maybe You Like It, Maybe You Don't - 4:20 - 180BPM - 4 Ct. Swing

ASCAP/BMI LICENSE & INSURANCE FOR C/W INSTRUCTORS THROUGH AMERICAN CALLERS ASSOCIATION

ACA ASCAP & BMI REGISTRATION FIXED RATES

EFFECTIVE APRIL 1, 1999 THROUGH MARCH 31, 2000

Fees listed below include BMI/ASCAP fees,
ACA Membership & Group Liability Insurance

Schedule A: (Covers music for classes, dances and local exhibitions)
Average No. of Students or Participants Weekly
Instructional Use and Dances Only

_____ Under 60	\$210
_____ 60 - 124	\$295
_____ 125 - 249	\$382
_____ 250 - 374	\$471
_____ 375 & Over	\$585

Schedule B: (Covers background music, dances, workshops, & local competition)
Average No. of Students or Participants Weekly
Background & Instructional Use - One Floor

_____ Under 60	\$260
_____ 60 - 124	\$399
_____ 125 & Over	\$549
_____ 250 - 374	\$678
_____ 375 & Over	\$865

I understand that this coverage is for individual dance instructors only and that it does not cover business establishments.

Signature _____ Date _____

(Most C/W instructors will fall into the Instructional Use Only Category. Where background music is used for dancing or listening, use Background & Instructional.)

Make check payable to ACA and mail to Mac Letson, P. O. Box 2406, Muscle Shoals AL 35662. Phone 256 383-7585. Fax 256 383-7583.

Liability coverage is \$2 million per member with coverage anytime you are performing or teaching.

For faster service, please include a self-addressed stamped business-sized envelope and allow 30 days for actual return of license.

This coverage is a PACKAGE DEAL and cannot be purchased in part. It includes all licensing, ACA Membership, and Insurance.

Fees listed hereon are established by the respective ASCAP/BMI Boards. They are NOT PRO-RATED and NON-RE-FUNDABLE and remain the same for all, or any part of, the annual year.

Name _____
Dance instructor (individual only) to be licensed. No business or club names

Address _____

City _____ St. _____ Zip _____

Phone: (H) _____ (W) _____

Yrs. Instructing _____

DANCE MUSIC

SAVE TIME AND MONEY
YOUR FAVORITE DANCE MUSIC UNDER ONE ROOF

BLACK COFFEE
BONANZA DANCE PARTY
BRITISH LINE DANCE IMPORTS
KIMBER CLAYTON: ADDICTED TO LOVE
JOSE CUERVO
DEAN BROTHERS: LET'S DANCE
ON THE RIGHT TRACK
WILD WEST HERO!
HILLBILLY RICK: AUSTRALIAN PICKS
WALTZING MATILDA
HOT HITS COUNTRY
JEFF MOORE: FEVER
JIM RAST: CRIPPLE CREEK
RICK TIPPE: DANCE ON
RATTLE SNAKE SHAKE
SCOOTER LEE: MOVING ON UP



AND MANY MANY MORE
CALL OR FAX TODAY
1-606-885-9235

OR

1-800-882-DANCE (3262)
PERRY'S PLACE RECORDS & SUPPLIES
P.O. BOX 69-NICHOLASVILLE, KY 40340-0069

EMAIL PERRYSERVE@AOL.COM

NO FANCY HYPE, JUST GOOD SERVICE SINCE 1966

"GHOST RIDERS" & Now "WALTZING MATILDA" with "GHOST TRAIN INSTRUMENTAL" By Australia's Tornado

"Ghost Riders" single cd comes complete with 4 different dances, you choose the dance you want to teach. Now "Waltzing Matilda" done Techno Country Style with "Ghost Train Instrumental" complete with dances, slow tracks to teach & some funky speed up tracks to fire up the crowd.

"Hillbilly" Ricks Australian Picks

A compilation of Australian songs from different artists complete with a step booklet and dances from choreographers from Australia, US and "Hillbilly" Rick

- Ghost Riders by Australia's Tornado \$10 each includes shipping
- Waltzing Matilda & Ghost Train by Australia's Tornado \$10 each includes shipping
- "Hillbilly" Rick's Australian Picks by Australian Artists & Step Booklet \$20 each includes shipping

To order

"Hillbilly" Rick

RR2 Box 150A • Haubstadt, IN 47639 USA
phone 812-867-3401 • fax 812-867-1082

E-mail HillbillyR@aol.com or www.hillbillyrick.com

Send check, money order or Vias & Master Card accepted

DERYL DODD Deryl Dodd
Columbia Disc - COL 68793

1. **It's Only Cause You're Lonely** - 132BPM - ECS, Sch
2. Best I Ever Had - Ballad
3. **Bad For Good** - 136BPM - Sw, Sch, 3
4. A Bitter End - Ballad
5. **John Roland Wood** - 136BPM - Shuffle, Polka
6. 30-30 - Ballad
7. I Thought I'd Heard It All - Ballad
8. **Good Idea Tomorrow** - 120BPM - *WCS
9. On Any Given Day - Ballad
10. **Somewhere Down The Road** - 108BPM - Polka, T2, 3
Times not included with package.

BILL ENGVALL Dorkfish
WB Disc - WAR 47090

Stand-up Comedy disc misplaced in the Country Section.

AL STRICKLIN Brother Al Stricklin Now-Wanted: Alive
EDSEL Disc - EDSE 559 -
Mostly Country songs played on solo Piano.

BRITISH DISCS

The following discs are not available from CDI Music Service. Please contact Honkytonk Jukebox in England to order. Phone/Fax 44-1604-635533, email honkytonk@wildnet.co.uk

BARRY UPTON & WILD AT HEART 5 6 7 8 The Album
Southern Tracks Disc - STKCD4

1. **Ride On Into The Sunset*** - 140BPM - Techno/Country, ECS
2. **Shooting From the Hip** - 88BPM - 2
3. **Rhythm Of The Rain** - 116BPM - Cha
4. **5, 6, 7, 8*** - 140BPM - Shuffle, Polka
5. **I'm Still Falling** - 156BPM - ECS
6. **Locked Inside Your Heart** - 108BPM - Cha
7. **Love Is Gonna Win*** - 128BPM - Sch
8. **Earthquake City** - 164BPM - ECS
9. **Go Talk To Him** - 120BPM - WCS, 3
10. **Wild Wild Wind** - 132BPM - Sch
11. **Blue Looks Good On You** - 124BPM - Waltz
12. **Real Good Time** - 128BPM - Sch, SW
13. **Planet Nashville** - 84BPM - 2, T2, WCS
14. **The Rest Of My Life** - 120BPM - T2, WCS
15. **Friday All Night Long** - 176BPM - Lines
*Times not included with package. All tracks are good line dancers. * = Step description included in package.*

LISA ERSKINE See You On The Other Side
Southbound Disc - SBDCD5

1. **Losin' End** - 3:08 - 84BPM - 2
2. **See You On The Other Side** - 4:21 - 122BPM - Sch, WCS
3. **The Other Side Of Lonely** - 3:18 - Ballad
4. **Dig A Little Deeper** - 2:39 - 92BPM - 2
5. **I Could Love A Guy** - 2:33 - 80BPM - 2
6. **I Know Where You Are** - 2:45 - Ballad
7. **Take It To The Heart** - 3:07 - 112BPM - T2, 3
8. **Can't Buy My Love** - 2:28 - 92BPM - 2
9. **Not So Fast** - 3:06 - 160BPM - ECS, 2
10. **Summer Rose** - 3:58 - Ballad

KRIS KELLY Dawn Of A New Beginning
Weeping Tree Disc - WTCD1097

1. **Never Be Lonely** - 3:20 - 120BPM - Cha
2. **Wounded Heart** - 2:46 - 84BPM - 2
3. **Special Times Hurt The Most** - 3:32 - 104BPM - Cha
4. **I Can't Bear The Memory** - 3:43 - Ballad
5. **What Will You Say** - 2:36 - 96BPM - 2
6. **Everybody Needs Somebody To Love** - 2:39 - Ballad
7. **Tempted** - 2:39 - 112BPM - Polka, Shuffle
8. **Baby I'm A Wanting You** - 3:03 - Ballad
9. **Feeling The Feeling** - 3:43 - 140BPM - Sch
10. **Scarlet Ribbons** - 2:36 - Ballad
11. **Why Don't You** - 3:10 - 92BPM - 2
12. **Dawn Of A New Beginning** - 3:57 - Ballad

Motherlode Line Dance Festival

By Kitty Hunsaker, Director

The Sixth Annual Motherlode Line Dance Festival is scheduled for March 6 & 7, 1999, at the Motherlode Fairground, Sonora, California. The festival opens at 8 a.m. on Saturday and Sunday.

This festival is a fund raiser for the Sierra Lace Dance Team, with Sierra Lace originator, team coordinator and festival director KITY HUNSAKER. While traveling to the San Francisco Bay Area with cohort JULIE LOWRY to attend line dance classes with MIKE & NORENE GURAL, Kitty came up with the idea of the festival.

Many of the Bay Area dancers have supported this event since its inception in March 1994. Each year, the festival has grown in popularity with many line dancers traveling from Nevada, Arizona and Northern & Southern California.

This year will be another fun filled event, as registration has begun in December with instructor, vendor and dancers signing on early.

The festival is dedicated to line dancing and to encouraging the instructors to choreograph new dances for the "Peoples Choice Competition" held on Saturday.

Saturday evening begins with a steak and bean dinner, awards and recognition ceremony, followed by dancing throughout the night.

Sunday includes more line dance classes ending with a review of the dances taught during the weekend.

This festival has become a yearly family reunion with many instructors and dancers returning year after year. It's great fun, lots of dancing, good food, beautiful countryside and an event where fellowship prevails.

For more information, please see advertisement on this page. Also, call Kitty at 209 533-0515, fax 209 536-1200 or write P O Box 4794, Sonora CA 95370.

6th Annual Mother Lode Line Dance Festival

March 6 & 7, 1999
Mother Lode Fairgrounds
Manzanita Building

Hosted by: The Sierra Lace Dance Team

Featuring Mike & Norene Gural
With Guest Instructors

Includes: Sat. Workshops, Steak Dinner & Dance.
Sunday Workshops, Items, Clothing & Food Vendors

Advance Registration

(Deadline Feb. 1, 1999)
2 Day Package Sat. & Sunday
Workshops, Dinner & Dance \$50.
1 Day Package Saturday
Workshops, Dinner & Dance \$35.
All Packets Will Call

On Site Registration

2 Day Package Sat. & Sunday
Workshops, Dinner & Dance \$60.
1 Day Package - Saturday Only
Workshops, Dinner & Dance \$45.
Sat. or Sun. Workshops Only \$35.



People's Choice Choreography Competition

RV Accommodations Available On Site - State Fee
Per Night includes electric, water & dump station

Saturday Schedule

8 am - 9 am Registration
9 am - 5 pm Dance Workshops
5 pm - 6 pm Hospitality Hour
6 pm - 7 pm BBQ Steak Dinner
8 pm - 11 pm Western Ball

Sunday Schedule

8:30 am Doors Open
9 am - 3 pm Workshops
Note: Lunch Break
Saturday 12 - 1 pm

Quantity	Total	Choreography Competition	(CDL98)
_____ 2 Day Package _____	\$10. per dance submitted	# of dances _____ Total _____	
_____ 1 Day Package _____		Total Enclosed _____	
_____ RV Per Night _____			

Name: _____ Phone _____
Address: _____ City: _____ State _____

Make Checks Payable: Mother Lode Line Dance Festival
PO BOX 4794, Sonora, CA 95370 Info: (209) 533-0515





Shiver 'n' Shake

GET HOT III

featuring **8 NEW DANCES** by:

Jo Thompson, Max Perry, Scott Blevins, Deb Crew,
Gordon Elliott, Peter Metelnick, Bill Bader, Robert and Regina Padden



Compact Discs

\$16.00 *Shiver 'n' Shake - GET HOT III* - 11 songs & 10 dances

\$14.00 *Dance On - GET HOT II* - 6 songs (plus 6 club mixes) & 5 dances

\$16.00 *GET HOT OR GO HOME* - 12 songs & 10 dances

\$16.00 *Should'a Seen Her Comin'* - 10 songs & 5 dances

Instructional Dance Videos

\$20.00 *Dance On - GET HOT II* - 6 line, 1 partner dance & 3 of Rick's CMT videos

\$20.00 *GET HOT OR GO HOME* - 10 line dances

5 Ways to Order

Moon Tan Music P.O. Box 31581 Pitt Meadows, BC V3Y 2G7
Toll free in North America 1-88-88 GET HOT
Fax or Phone: 604-465-4727
e-mail: tippe@lightspeed.bc.ca Website: www.ricktippe.com

All prices are in U.S. Funds
and include Shipping, Handling and Step Descriptions
Outside North America please add \$2.50 U.S. Funds per item

We accept VISA / MasterCard & US money orders

PART-TIME

Dance Shoes & Boots

featuring . . .

Evenin'

★

Star

Pro Dance Boots

The best boots designed and built for dancers by dancers!

- ★ They have double cushioned chrome leather soles that make you feel like you're walking on air
- ★ Soft cowhide outer leather
- ★ Cambrelle lined to stay cool and resist stretching
- ★ Ultra light weight - Large Inventory

MASTER DISTRIBUTORS
2025 Industrial Blvd., Norman OK 73069
800 354-3101 or 405 321-4468
WebSite: <http://www.oklahoma.net/~parttime/>
e-mail: parttime@okc.oklahoma.net
VISA-MASTERCARD-AMERICAN EXPRESS-DISCOVER

LETTERS

DANCIN' IN KALAMAZOO

I have been line dancing for three years. I began teaching 'un-officially' a little over a year ago at local clubs and bars. In January 1998, I began teaching line dancing as a physical education class at Kalamazoo College while continuing to teach at local clubs.

On July 1, 1998 I officially started doing business as "Get in Line" and line dancing became my sole occupation. In January 1999 my schedule will include teaching six nights a week. Three classes at Bresa Del Rio Ranch in Otsego - one night a week for an event sponsored by a Grand Rapids radio station; two different community education classes for beginners; and one night for the PE class at Kalama-

zoo College.

In addition to these regularly scheduled classes I teach at local fund raisers, banquets, girl scout meetings and a summer camp! In fact, I choreographed a dance just for the girl scouts so they would be able to do the same dance at camp or multi-troop functions.

We have several good dance floors within an hour's drive of Kalamazoo and have one local dance team which competes nationally and one that competes locally. They perform as well at many charity events, nursing homes, etc. We also have many very serious recreational dancers who dance as many as four or five times a week.

It has been awesome to turn my passion into the way I make my living, and I look forward to receiving Country Dance Lines Magazine.

BETH RONFELDT,
Kalamazoo MI

MORE KALAMAZOO DANCIN'

I've been line dancing in the Kalamazoo MI area for over five years. Locations have changed, but the friends we've met through dancing are wonderful.

On Mondays we dance at St. Joseph Catholic Church gym in Kalamazoo with GUY & DEB BARKS. On Thursdays & Sundays at Bresa Del Rio in Otsego with BETH RONFELDT & SHIRLEY CHAPMAN. There is also dancing on Wed. &

Fri. at the Lamplighter in Comstock and Tues. at the Moose in Portage, Mon. at St. Catherine's Catholic Church in Portage from beginners to advanced. Everyone loves to dance

JOANNA LUNDBERG
Portage MI

INSTRUCTOR INFO?

I have been dancing now for a little over three years and have no plans to ever stop! This will be my first subscription of your magazine and I am really looking forward to receiving it.

In my area, country western line dancing is limited. Finding classes that are of precision and quality is a very arduous task.

I need information about how to become registered as an official C/W line



PLEASE NOTIFY US NOW!

The Postal Service DOES NOT forward bulk rate mail, even if you submit a forwarding request, nor do they return it to us. (They discard it and they don't tell us that you've moved either.) So, if you don't want to miss even a single issue of *CDL*, you *must* notify us of your new address at least 1 month prior to your move. Missed issues may be replaced at the Back Issues price of \$5.00USD each.

Send change of address to:
Country Dance Lines
Drawer 139
Woodacre CA 94973-0139

OLD ADDRESS Please print exactly as it appears on your *CDL* label (or send along a label from a recent issue).

Name _____

Address & Apt. _____

City, State, Zip _____

NEW ADDRESS

Name _____

Address & Apt. _____

City, State, Zip _____

NEW PHONE (Include area code)

Instructors: Check here if change is also to be made in Instructors Directory.

Dance Instructors

Would you like to cruise for FREE?



Nora Webb

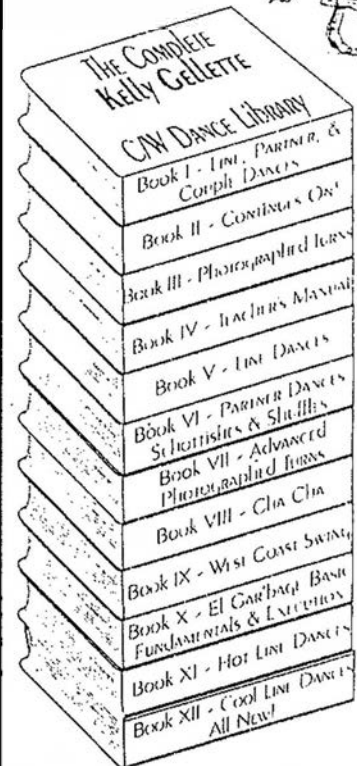

Call me today to find out how!

Carnival

THE MOST POPULAR CRUISE LINE IN THE WORLD!



(800) 662-5450



Order by NUMBER, \$20.00 each, includes POSTAGE & HANDLING!

Kelly GELLETTE

P.O. Box 43425, Las Vegas, NV 89116
(702) 735-5418

dance instructor and what the qualifications are.

I am having great fun and would like to ensure that the quality of my dancing remains true.

Thank you so much for being out there. In the next week my husband and I will be heading for Pismo beach and the Western Dance Rally. I am anxious to bring back great dances. Thank you again.

SHARI SUMMERS

Santa Clara, CA.

For instructor information contact Kelly Gelleite, NTA President at 702 735-5418

HAPPY 14TH

Happy 14th Anniversary and I am looking forward to the next 14! I wanted to thank you for your prompt service and for helping me get Country Dance Lines at my new address. I was very happy and excited to not pay only get the current issue, but that you helped me to get the back issues I had missed. I've spent the last week catching up on all the dances and articles and I have to say that I really did miss your magazine.

Thanks again for all your help and I'm looking forward to my next issue and hopefully another 14 years of great country dance information. Sincerely,

DIANE WHELEN

Stanton DE

DELEWARE TO TEXAS

I am a 24 year old engineer who was introduced to C/W Dancing while living in Delaware. I fell in love with the music and the patterns of Line Dancing. I also learned some two-step from some nice women. Country dancers are incredibly friendly.

I am now here in Texas where almost all of the dancing is partner dancing. I would love to see more line dancing down here (besides Electric Slide & Strokin').

I found a line dancing class where most of the folks are in their 50s to 70s.

I have thought about starting my own classes because I must know 150 dances from my time in Delaware! One consolation here is that I'm becoming a much better two-stepper, but I'm single and don't have a steady partner.

LEE MARGOLIS

Beaumont TX



More on BPM and Rhythm.

A reader wrote that she felt that *CDL* should be adamant about requiring BPM (Beats Per Minute) to be included with step descriptions. She further writes, "After all, you are the one publisher of Compact Disc and Tape reviews who made us aware of BPM". (She also wants us to put the quotation marks before (or is it after?) the period, but that's an article for "Country Dance Punctuation" magazine.)

We do include BPM for dances when the choreographer includes them, although we don't double check them for accuracy. Otherwise, we've never considered listing BPM for line dances to be all that helpful, especially without identifying a specific couples dance category.

For teaching/learning, practicing and/or performing a line or fixed pattern partner dance, BPM, without a dance category are useless, and with a dance category BPM are unnecessary. In couples dancing, all dances have about a 20 BPM window for dancing. This is no different with line and partner pattern dancing although line and partner pattern dance usually uses a song with a slower speed for teaching/learning, a slightly faster speed for practicing and an even faster speed for performing.

Sometimes when a faster song is used for a certain dance it's because the dancers are either more advanced or physically more able to do the dance faster. Of course it can be argued that there's a point where the faster and faster tempo of the music can turn "dancing" into nothing more than "exercising".

On the other hand, when the dancers are beginners or less physically able, a slower tempo song may be more appropriate.

Therefore, the BPM for the music for

line and partner dance can often be determined by the condition of the dancers on the floor.

We prefer (and request of the choreographers) that the dance category of music be identified rather than the BPM.

If you haven't heard the 124BPM song suggested for the dance, what song do you play instead by knowing only that it's 124BPM

We would rather know if the suggested *rhythm* of the music is West Coast Swing, Triple Two-step, Cha Cha, Polka, Shuffle, Schottische, etc.? All of these rhythms are very different from one another, yet 124BPM is within the "window" for all of these categories.

Unless the dance is a "routine" choreographed to one specific version of one certain song, it is a dis-service to a dance to identify it too strongly with any one song because once that song dies out, so does the dance. This is why we have such classic dances such as Tush Push, Walkin' Wazi, and so many others. It's simply because they can be danced to several rhythms and tempos. And, if there are songs called Tush Push or Walkin' Wazi, they were named for the dance, not the other way around as is usually the case.

We also ask choreographers to include at least three song suggestions with their dance in the hope that you'll be familiar with at least one of them and can substitute other songs within that category if you don't have (or get tired of) the suggested music.

A large part of the popularity of C/W dancing is due to the continual flow of new songs that go to the same old rhythms but are a little bit faster or a little bit slower than the previous song.

The Most Popular Line Dances for Seniors



Easy, Step-by-Step Instructions
with Paul Merola
— Line Dance Manual Inside —

THE MOST POPULAR LINE DANCES FOR SENIORS

All the best line dances for "golden agers" on one video! Just pop in one videocassette to enjoy all your favorite line dances designed for seniors. You get 8 favorites in all - The Hustle, Electric Slide, Elvira, Hully Gully, Jive Bunny, Amos Moses, Lambada and Drinking Champagne. Difficult line dance steps are made easy by professional dance instructor Paul Merola. 1 hr., 15 min. Only \$29.95 includes shipping & handling.

Paul & Laura have been Choreographers since 1963 and have taught Ballroom & Line Dancing for over three decades. They have also taught Country Line & Partner Dancing for more than five years.

To order "The Most Popular Line Dances For Seniors video, call or write:

PAUL MEROLA
P O Box 475
W. Bridgewater MA 02379
508 588-4747

THE BRITISH WESTERN DANCE CHAMPIONSHIPS

Barton Hall Torquay, England - November 1998



Dick & Geneva Matteis with British Champions Steve & Yvonne Dunn

By Bryan Summers

For the 11th year running DICK & GENEVA MATTEIS staged The British Western Dance Championships at Barton Hall, Torquay, England during the 27th to 30th in November. The event is fully sanctioned by the UCWDC and is a qualifying event for the UCWDC World Championships. There was keen competition in both couples and line with competitors coming from all over Europe as well as USA and Britain. But this great weekend, with three ballrooms to dance in, is not just about competition, more about that later, it's about fun and learning, with plenty of workshops to suit everyone's taste you would be hard put to be bored. During the day and evenings was always a fun time with three ballrooms running 'till the early hours and beyond.

The weekend started on Thursday with the arrival of the really eager beavers ready to dance their socks off. Dick & Geneva were there to meet the dancers and the star studded line-up of instructors and judges from all over Britain, Europe and the USA. KELLY GELLETT (USA) the renown "Queen of Western Dance", PEDRO MACHADO (USA) the world's first Master Line Dance qualifier, and our own LIZ CLARKE (Scotland) amongst others, were there ready to start teaching first thing Friday. In the meantime we all let our hair down to an evening of western dance with BRIAN BAMBURY and ROB BARTER as the DJ's. What a great way to start, dancing till dawn.

Friday came with an early start for those wanting to get on with it. Line, partner, and couples workshops, with new dances and new moves, were running all morning, with SAM and PAT GREYTON joining the DJ team as music providers in the line dance room. After lunch, as the rest of the weekenders arrived, next year everyone will start on Thursday, Pedro Machado was set loose on the unsuspecting line dancers and, as usual, wowed them with his style, moves and dances. The couples dancers were treated to instruction from MARTA ELDER (USA) and HERMAN and RIJA FAULKENBERG (Netherlands) with our own IVOR and PAULINE MORGAN (Wales) stretching the partner dancers. Too soon it was time for dinner, perhaps a welcome breather. After resting our feet and building up the calories it was time to burn them all off again, after the official "Opening Ceremony" with our team of DJ's. All three ballrooms were in operation so there was plenty of choice. Before the free dancing in Ballroom 1 we were entertained by the Pro-Am Competition. What a treat we had. As well, with the British competitors and instructors, we were honored to have ROBERT BARRS (USA) world masters finalist, with two of his students dancing for us. With the competition over it was time to boogie. With the quality of dancers present it was as enjoyable to watch as it was to take part. At one

o'clock it was time to close the ballrooms, and for the die-hards, unable to sleep, it meant off to the Squire's Retreat for more fun and dancing into the morning.


For those able to make breakfast, Saturday heralded a day packed with something for every western dancer. The main ballroom was devoted for the purpose of this weekend, the UCWDC competitions for couples and line dancers, plus the British Championships, which are conducted under the UCWDC rules. In the morning we had showcase couples and advance line categories. After lunch were classic couples and novice lines. The line dancers spent their day with Pedro, Liz and SHIRLEY PICKESS (England), while the partner dancers had instruction from ANN & BRIAN BAMBURY. Couples dance instruction was covered by KARL & HELEN CREGEEN, MICHAEL SHINGLER, BRIAN & ANN SUMMERS and BILL & NORMA MORRISON (all from England). A special treat for all the dancers was an introduction to the Hustle with Marta Elder. At five o'clock it was time to rest those weary feet, have some dinner, then boogie the night away again. Dick and Geneva had planned a special treat for all that evening, and boy were we going to be surprised. The evening started normal enough, the Team Competition in Ballroom 1, free dancing in the other ballrooms, and free dancing after the teams had finished. Later in the evening it was announced that it was Cabaret time, so we settled down to see what was coming. Opening the show was the Savoy's, World Exhibition Dance Champions, treating us to something that we would never normally get to see, pure artistry in dance. The standing ovation at the end of their routine was testimony to its excellence. Following that we had GARY OLIVER & MELANIE CORDELL (USA) gave a dream performance of their Div 1 Classic routines. Next up were Robert Barrs & Susan Stone (USA) moving things to another plain, if not another planet, with another exhibition of supreme western dance. More? Yes. It was time for line dancing at its best with the fabulous TOM MICKERS and ROY VERDONK (Netherlands) entertaining us with their own choreographed dance "Get in Line" and "Longneck Bottle" mix. This was line dancing extraordinaire, a combination of skill and fun. Well, as we tried to catch our breath, who should return to the floor but the Savoy's with another exhibition of poetry in motion. This was a very special cabaret. We all have our views of what should or should not be included in western dance and what music should or not be played, but when you see an exhibition of various forms of dance as we saw this night, all the arguments go out the window and you can only admire each and every thing performed.

With the sun shining, Sunday promised to be another full and exciting day if we could find the energy. Ballroom 1 gave us the conclusion of the competitions with classic couples and renegade line dance in the morning and showcase couples and line in the afternoon. Pedro, Lynn Gannon, Karl and Helen, Michael and Sam and Pat kept the line dancers going all day with a good variety of dances. The partners were catered to by Bryan, Ann and Marta extending the Hustle, and JO OOST (Netherlands), Bill & Norma and MEL GERLICK and LIBBY ESSAM (England) polishing up the couples dancers skills. There was a brief respite before our traditional Thanksgiving Dinner, a regular feature at this event. The early evening featured the presentation of awards. Brian's Disco and the Rye Brothers beckoned so we summoned our energy and pushed our feet across the floor with a little more effort. Suddenly we were given a break. Showing up to entertain us were Pedro, Rob Fowler, Michell Etherington and friends with another classy cabaret. What a special weekend, the spirit willing and the body weakening. In the early hours we crawled to our beds vowing that next year we would pace ourselves better. Some chance!

As a final note I would like to thank the organizers, Dick and Geneva Matteis, and their staff, Pontins and their staff, and all the cabaret artists for really making this this a something for everyone weekend. Roll on next year, if I can summon the energy. I really must get into stricter training.



Robert Barrs & Susan Stone turning on the style



Gary Oliver & Melanie Cordell waltzing away with our hearts

Bryan & Ann Summers
Bryan & Ann Summers
 COUNTRY & WESTERN DANCERS
 D&G FULLY QUALIFIED INSTRUCTORS
 NTA MEMBERS

← GONE
Country

40 Old Sax Lane
 Chartridge
 Chesham
 HP5 2TD
 Tel. 01494 794370



Cabaret time with Rob & Susan, Tom & Roy, Melanie & Gary and The Savoy's



Team winners in action 'Frisco from Wales'



*Atlantic Seashore Dance Faire**

Josie and Cyndee Neel
804-676-1848
Williamsburg, VA
Williamsburg Marriott
804-220-2500
February 5-7, 1999

*Sundance Country Boogie Dance Festival**

Tom & Julie Mattox
562-923-2623
Anaheim, CA
DoubleTree Hotel
714-634-4500
February 12-14, 1999

*Missouri Country Dance Rodeo**

David & Lynn Thornton
417-782-6055
Joplin, MO
Holiday Inn/John Q Hammons
Convention Center-417-782-1000
February 18-21, 1999

BeNeLux CW Dance Championships^{IPS}

Ron Welters Herman Falkenberg
+31 73 503 3550
Waalre, Netherlands
Sociaal Cultureel Sportcentrum "tHazzo"
+31 73 503 3550
February 19-21, 1999

The National Teachers Association Annual Convention^A

Kelly Gellette
618-473-2146 - Carol Schwartz
St. Louis, MO
Airport Hilton
1-800-345-5500
February 26-28, 1999

Southern Dance Classic^{IPS}

Rick & Stella Wilden
+44 1628 525 471
Dorset, UK, England
Sandford Park - +44 1628 525 471
March 5-7, 1999

*Big Apple Country Dance Festival**

Anthony Lee - 201-939-4506
East Rutherford, NJ
Sheraton Meadowlands Hotel
201-896-0500
March 12-14, 1999

*Peach State Country Western Dance Festival**

Bill Robinson - 404-325-0098
Atlanta, GA
Crown Plaza Ravenia 770-395-7700
March 19-21, 1999

*Derby City Championships**

Russ Drollinger - 812-282-4651
Louisville, KY
DoubleTree Club Hotel
502-491-4830
April 9-11, 1999

*European Country Western Dance Championships**

Herman & Rija Falkenberg,
Dick & Geneva Matteis,
and Derek & Rosie Van Duyne
011-31-45-527-6412 Netherlands
(Falkenberg),
804-642-3158 US (Matteis)
Kerkrade, Netherlands
Rodehal
April 16-18, 1999

*Eastern US Invitational**

Barry Durand - 1-800-794-6497
Vienna, VA
Sheraton Premiere at Tysons Corner
1-800-572-7666
May 7-9, 1999

*Calgary Country Dance Stampede**

Garry Nanninga & Dan Pittman
403-283-8002
Calgary, Alberta
Village Park Inn
May 7-9, 1999

*Texas Classic**

Larry & Laurie Sepulvado
713-589-9535
Houston, TX
Adams Mark Hotel - 713-978-7400
May 14-16, 1999

Star of the Northland Dance Festival^{PS}

Jim & Kari Christensen
612-421-7527
Pryor Lake, MN
Mystic Lake Casino & Hotel
1-800-262-7799
May 21-23, 1999

*Country Dance Classic**

Steve Zener - 209-486-1556
Fresno, CA
Holiday Inn Centre Plaza
209-268-1000
May 27-31, 1999

*Little Bit of Texas Country Dance Festival**

Dennis & Carol Waite - 616-473-3261
Kalamazoo, MI
Radisson Hotel - 616 343-3333
May 28-30, 1999

*Arizona Dance Classic**

Dave Getty & Mike Haley
505-299-2266/714 899-4099
Tucson, AZ
Holiday Inn - PaloVerde
520-746-1161
June 4-6, 1999

*Orange Blossom Country Western Dance Festival**

Grant Austin
305-584-5554
Orlando, FL
Marriott Orlando Airport
1-800-766-6752
June 11-13, 1999

*German Country Western Dance Championship**

Joerg Hammer & Jim Ainsworth
011-49-6234-928 555
jhammer978@aol.com
Aschaffenburg, Germany
Maingauhalle Kleinostheim
June 11-13, 1999

*Colorado Country Classic**

Scott & Cheryl Lindberg
303-745-0437
Denver, CO
DoubleTree Hotel-303-321-3333
June 24-27, 1999

*Firecracker Country Dance Festival**

Dorsey Napier - 513-890-7238
Dayton, OH
Dayton Hara Arena
513-423-2002
July 2-5, 1999

French CW Dance Championships^{IPS}

Robert Wanstreet
+33 41 348 0069
Paris, France
Halle Georges Carpentier
+33 14 348 0069
July 2-4, 1999

*Chesapeake Country Dance Jubilee**

Kristin Marsteller - 301-953-1989
Baltimore, MD
Marriott
July 9-11, 1999

Portland Dance Festival*

Randy & Rhonda Schotts
503-788-4405
Portland, OR
Holiday Inn Airport
503-256-5000
July 9-11, 1999



Music City Country Dance Challenge*

Kevin & Vickie Vance Johnson
615-790-9112
Nashville, TN
Airport Marriott - 1-800-770-0555
September 3-6, 1999

Dallas Dance Festival*

Jan Daniell & Grant Austin
817-571-9788
Dallas, TX
Sheraton Grand Hotel - 972-929-8400
November 5-7, 1999

New Orleans Country Dance Mardi Gras*

Buzzie & Kellie Hennigan
318-798-6226
New Orleans, LA
Radisson Hotel Canal St.
1-800-824-3359
July 16-18, 1999

Scottish Country Western Dance Gathering^{2PS}

Liz, Roger & Beverly Clarke and
Dick & Geneva Matteis
+44-1436-675-798 UK
804-642-3158 US
Renfrew, Scotland
Normandy Hotel - Stakis Airport
+44-1418-864-100
September 17-19, 1999

River City Dance Festival*

Rob and Sherry Tovell
403-439-5773
Edmonton, Alberta
Coast Terrace - 403-437-6010
November 4-8, 1999

Sundance Summer Dance Festival*

Tom & Julie Mattox
562-923-2623
Palm Springs, CA
Riviera Hotel
1-800-444-8311
July 16-18 1999

New Mexico Dance Fiesta*

Mike Haley - 505-299-2266
Albuquerque, NM
Crowne Plaza Pyramid - 505-821-3333
September 24-26, 1999

Gateway Dance Festival*

Dan & Leigha Eshner and Beth Emerson
505-344-8245/1-800-FUN-CTRY
314-344-3431
St. Louis, MO
Henry VIII Hotel (Ramada)
November 12-14, 1999

Sunshine State Country Western Dance Festival*

Grant Austin - 305-584-5554
Ft. Lauderdale, FL
Bonaventure Luxury Resort & Spa
305-389-3300
November 25-28, 1999

Mid-America Stars Are Dancng*

David & Lynn Thornton with Walt Warner
417-782-6055
Branson, MO
The Settle Inn Lodge
1-800-677-6906
August 11-15, 1999

Heartland Dance Festival & KC Swing Challenge*

Bob & Sarah Bahrs - 660-542-1676
Kansas City, MO
Airport Hilton 816 891-8900
October 15-17, 1999

British Country Western Dance Championships*

Dick & Geneva Matteis
804-642-3158
Torquay, Devon, England
Barton Hall Chalet Hotel
November 26-28, 1999

Southern National Dance Competition*

Sue Boyd - 850-223-4894
Biloxi, MS
Broadwater Beach Hotel
1-800-647-3964
October 22-24, 1999



Dutch Country Western Dance Championships*

Herman & Rija Falkenberg
011-31-45-527-6412
Woudrichem, The Netherlands
t'Rondeel
falkenberg@ilimburg.nl
October 22-24, 1999

Halloween in Harrisburg, The Pennsylvania Classic*

Jeff Bartholomew
717-731-0500 bartholomew@ezonline.com
Camp Hill, PA
Radisson Penn Harris Hotel
717-763-7117
October 28-Nov 1, 1999

Paradise Country Dance Festival*

John "JD" and Roberta Daugherty
619-538-9538
San Diego, CA
Marriott Mission Valley
October 29-31, 1999



Chicagoland Country and Swing Dance Festival*

Dennis & Carol Waite
616-473-3261
Rosemont, IL
Ramada O'Hare-847-827-5131
August 20-22, 1999

London Dance Classic*

Rick & Stella Wilden
+44-1628-525-471
Windsor, Bucks, England
Windsor Leisure Palace
+44-1628-525-471
August 27-29, 1999

San Francisco Festival of Dance*

Dave Getty & Monique Rouleau
714-831-7744
San Jose, CA
Wyndham Hotel-800-538-6818 US
or 800-662-9896 CA
September 3-6, 1999



* Sanctioned Event - Offers All Levels of Competition
P1 - First Year Provisionally Sanctioned
Please confirm all dates and locations by calling the
event director before finalizing any travel
arrangements as dates may be subject to change.

Las Vegas Dance Finale*

Lynn Hinkley & Jamie Strough
702-736-0991
Las Vegas, NV
TBA
December 3-5, 1999

Christmas in Dixie*

Lisa Austin - 205-985-7220
Birmingham, AL
Radisson Hotel Birmingham
205-933-9000
December 10-12, 1999

Worlds VIII, UCWDC

Nashville, TN
January 6-9, 2000

Worlds IX, UCWDC

Edmonton, Alberta Canada
January 5-8, 2001

Worlds X, UCWDC

Kerkrade, The Netherlands
January 4-7, 2002

Evenin' Star
Pro Dance Boots
1-800-87DANCE

THE 5TH ANNUAL CRAZY COUNTRY DANCE FESTIVAL IN JAPAN

By Martha Ogasawara

This past November 21st and 23rd the Crazy Country Dance Festival was held in Komaki (near Nagoya), Japan. This year's special guest instructor was GREG UNDERWOOD from Cincinnati, Ohio. This choreographer of such well known renown dances as West Coast Shuffle and Crazy Legs (a dance which for obvious reasons is dear to our hearts). The club sponsoring the festival was Nagoya C/W Dance Fans "Crazy Feet".

The special guest instructors for our 3rd CCDF were SCOTT & DEBORAH BLEVINS and for our 4th CCDF they were JO THOMPSON & TIM SZYMANSKI. So as you can imagine, Greg had a tough act to follow. In fact, some people were worried that he wouldn't be able to live up to his predecessors. Fortunately, he was exactly what we had hoped for and more.

The theme for this year's festival was not just to learn more new dances, but to learn how to become a better dancer as well. Greg has 17 years experience as a ballroom dance instructor, in addition to teaching C/W line and couple dancing and swing dancing. He is a very versatile instructor, and we put him to good use.

The first dance he taught us was Strait Cha-Cha by SAL GONZALES. It's a nice easy cha-cha. After he taught us the steps, we had him teach us some Cuban hip motion technique. No matter how simple the dance, it will look alot better when danced with good style. That was our goal for the weekend. The second dance we did was Coastin' by RAY & TINA YEOMAN. This dance is one that seems to be sweeping the world and for good reason. It fits perfectly the Irish music from Lord of the Dance. We added our own optional arm movements to make it even more interesting. It's one of those dances where you just naturally want to get into the nice straight lines and dance very precisely. After the festival, several people commented on how they actually started crying the last time we danced it just from the sheer joy of everyone dancing together in unison.

The next dance we learned was Got To Be Funky by DAWN BEACHUM. This is the exact opposite kind of dance where everyone should be doing their own thing and let it all hang out. I'm sure most everyone knows the frustration of being told by the instructor to just express yourself, however you want to here, for the next eight counts, and not knowing what to do. For people who are naturally creative with their bodies that's fine, but for most of us, we need some helpful suggestions. We got Greg to give us several styling options we could do to play with the dance a little. That made it alot more fun for everyone.

The last dance we learned on Saturday was Martha's Moonlight Waltz. This was choreographed by Greg especially for our festival and, blush, blush, in my honor. Excuse me for any unforgivable partiality, but this is one of the most beautiful waltz line dances I have ever seen or danced. It is unusual in that it has syncopations, but it flows wonderfully, and the more you dance it, the more you come to love it. After working on our basic waltz technique and learning how to use our arms to enhance the dance, everyone looked really great out on the dance floor.

In between the workshops, we put on music for open dancing and during the dinner hour we had time for a little square and round dancing for those who know how. We also had reviews of the dances from the year's festival and ended up the day with an hour of just dancing all the dances we learned. After that, everyone trotted off to the nearest pub for a little refreshment.

We started off Sunday morning with a review of the previous day's dances and working out a little prank and play on Greg. (There are some advantages to being able to talk in Japanese and not have him understand us...) Greg is pretty tall and he really towered over the Japanese dancers. His nickname for the weekend was 'Godzilla'. He even had some special t-shirts made up showing him holding a C/W dancer in his hand and striding through downtown Nagoya. "Oh No it's Godzilla" was written across the bottom. When he was introduced that morning he unsuspectingly walked out on stage, I yelled out "oh no", everyone else answered "it's Godzilla" and ran, screaming, out of the room in terror. Needless to say that wasn't quite the greeting Greg had been expecting - tee hee!

After that little bit of fun, we got down to work. Boy, were we put through the paces. Greg started out the morning teaching his new dance Jump, Jive & Wail. A real high energy line dance. The music is real fast and I was worried if everyone was going to be able to keep up, but, thanks to Greg's expert teaching, everyone did fine. Boy, did it get our heart rates raging. The next dance was also by Greg called Boulevard Boogie, a shag style line dance. This is a nice smooth-style dance, it really rounded out our workshops. All 6 of the workshop dances were different styles of dancing. We got to work in a variety of dance techniques over the weekend. I'm glad to say that everyone went home a better dancer.

During the lunch hour, we had some clogging exhibitions. A group from Tokyo did a demo of the latest dance they learned, Titanic by SIMON WARD. The afternoon was all review and general dancing. We danced each of the workshop dances at least 7 or 8 times over the course of the weekend so that people could really master the dances. The evening was devoted to a big after party. We like 'after' parties here! Some people go so far as to say they dance just so that they can really enjoy the 'after' party!

The third day was devoted to more advanced workshops. In the morning we worked on our west coast swing. Greg taught us some fun syncopations to play with that would spice up our basics. He also went around and danced with everyone in the room so they could really get the 'feel of it'. Then in the afternoon, we learned two new Scott Blevins dances, Walkin on Me and Latin Groove. As with all of Scott's dances, they were challenging at first, but felt so very good after you got them down. After the festival was over, we went and had... you guesses it, another 'after' party!

I think the best word that would sum up this year's festival would have to be "satisfying". We occasionally like to be challenged, not just with new dances, but with improved technique as well. This year, everyone went home replete!

Now available from Country Dance Lines Magazine

Due to numerous requests from our readers **CDL** is now stocking this product. Protex Dance Wax, used sparingly, is the best dance floor or boot bottom treatment we have found. It will not soil or stain any surface, attract insects or rodents, nor get into the welt and stitching of your boots.

PROTEX Dance Wax

TO ORDER CONTACT
Country Dance Lines Magazine
Drawer 139, Woodacre CA 94973
Phone 415 488-0154 - Fax 415 488-4671
Email: cdl4ewdance@aol.com

\$10.00 + s/h per 16 oz. container
(CA residents add 5.75 sales tax)
Shipping & handling:
\$5 within USA,
\$6 USD Canada, \$7 Europe/UK,
\$8 PacRim & Australia.
Use Visa, MasterCard only



The World Of Western Dance

SOUTH CENTRAL TX OK KS AR NE

RAY & BARBARA RASH
2424 SW 78
Oklahoma City OK 73159
Ph. 405 685-2133
email: erash@prodigy.net
web: <http://pages.prodigy.net/erash/index.html>



Here it is a new year already, and not sure we are ready for it. It's been *months* since we last wrote, and lots has happened during that time.

The Oklahoma Kountry Club has moved to a new location. They are at 420 N. Rockwell, OKC. It's a large warehouse type building, where they moved their floating dance floor, and enlarged it, and plan on resanding it over the holidays. They put in air conditioning and lowered the ceiling. They will have a membership drive through March.

Several couples placed in the Gateway Classic in St. Louis as well as the Arkansas C/W Classic, Bentonville Boogie, Heartland Fest. (K.C. MO) and the 2nd Annual Fun Country Dance Circuit Championships in OKC.

In January they started having their monthly dances that are open to the public, music by Deejay, and non-alcoholic drinks in a non-smoking environment, cost of \$5 pp. They are offering a technique class as well as Lindy lessons on Friday evenings, with a dance in which to practice on Saturday afternoons. Their Spring Showcase is scheduled for March 27 at Harpe's Studio at 7 p.m. the Kountry Club Web site is www.western2.com/global.hdance

Okla. Traditional Country Dance Assoc. (OTCDA) moved with the Harpe's and are now holding their meetings on the 1st & 3rd Mondays at the clubhouse. This group is always on the go and always looking for some place else to venture. This is truly a social group. This past year they've been to Eureka Springs, Joplin, Miami OK, had a catered dinner/dance at the Read Ranch with money they earned from their garage sale. This was free to members, a small charge for their guests. They've had a Bingo/Hobo Stew party, a 4th of July gathering, and Ice Cream Social, and a Christmas party; and all of these events were held at various member's homes. They have a monthly club outing where they visit other clubs.

They met at their home base, Ernie's Country Palace, for the New Year's Bash, followed by a breakfast hosted by a fellow member in her

home. They have a trip planned to Grapevine TX for their historic train ride. They elected the same officers (we know a good thing when we have it): President, FLOYD ROUPE, VP DAN BURNELL, Sec./Editor SANDRA MADDUX, Treas. JEAN ROUPE, Parliamentarian ROBERT HOOD.

A large group of members went to the OK Opry in December, had such a good time, it was suggested that it be done off and on during the whole year.

We have cut our lessons at Sellers Comm. Ctr. down to one set a year, and they started Jan. 6 and go through Mar. 31. We're holding the lessons open for 3 weeks then open for only pre-registered students. This has worked well the last couple of times we did it, and keeps us and the students from a lot of unnecessary repetition... just the normal reviews. We have been teaching at some OTCDA meetings. The group selected "I Just Wanna Dance With You" by George Strait as their club song, and we taught "Boulevard Cha Cha", choreographed by yours truly, to it, and it's great. If you haven't tried this Cha Cha, give it a try, it's fun and different. It was printed in *CDL* some months ago (*CDL* Vol. 27 No. 5 - May 1998). It's available via email or on the web page (above).

We also taught JO THOMPSON's Dancin' Shoes mixer. The Waltz Mixer (that was the only name given it by the group doing it on Club Dance) and "Little Squirt" by Bill Bader (*CDL* Vol. 22 No. 4 - Oct. 1995).

We did teach the Foreign Bible Students class at the Round Barn last Sept. This is always fun, and so rewarding. We heard through the internet that Club Dance on TNN will be canceled early Feb., and the show will be re-runs from then on? We haven't heard anything from the group at Enid OK, don't know if they are still dancing or not. Jamie D's, the all ages club on S. Portland, has closed and been sold. Don't know what will be in its place. Code West is still going strong, Hollie's still has couples lessons on Tuesdays and Line Dance lessons on Thursdays. We hear Donnie Ainsworth is teaching at Chisholms on Wednesdays. Don't know of any other lessons in the clubs at this time.

Hope to get around and check some other places out in the near future. A few members or OTCDA visited Horseshoe Jacks recently, and was asked at the door, "Did you know the average age here is 17?" Some of our members think we need to go back 'in force' and show those youngsters what us oldies can do!!

Ray is still volunteering his skills at Jefferson Middle School's computer classes, and is teaching his second internet class for the Senior Net Users Group (SNUG) on Monday afternoons.

Guess that's all for now, hope it won't be as long between articles for the next one. Keep that smile on your face, life is only what you make it, and besides, people will wonder what you've been up to.

Items included in **The World Of Western Dance** are prepared by our Regional Correspondents, or are prepared by the clubs themselves. Portions are excerpted from club newsletters. All C/W Dance Clubs and organizations are welcome to submit items for the **WWD** section each month and there is no charge for publication.

Items may be submitted directly to **CDL**, (deadline is the 1st of the previous month), or to the regional correspondent in your area (deadline is a week or two earlier).

Clubs not issuing newsletters are welcome to prepare a monthly piece for **WWD**. Clubs that issue newsletters may prepare a special segment for **WWD**, however PLEASE keep those newsletters coming in as they often contain additional ideas and information of value to the C/W Dance Community and can be included elsewhere in **CDL**.

If your club has a logo, you may include a clear back & white copy and we will try to include it with your segment.

Please remember to include area codes with all phone numbers and zip codes with all addresses. Thank you.

DANCE AND MORE DANCE CLUB
 P O Box 830944
 Richardson TX 75083
 James Ferrer 972 684-7291



Dance in and about Dallas...
 Country 2000, Dallas 214 654-9595
 Cowboys, Arlington 817 265-5819
 Cowboys, Red River 214 352-1796
 Crystal Chandelier, Lancaster 972 223-5898
 KC Dance Studio, Dallas 214 352-1600
 Southern Junction, Rockwall 972 771-2418
 Stampede, Dallas 214 701-8081
 Texas Dance Depot, Irving 972 253-1799
 Top Rail, Dallas 214 566-9099
 W.W. Fairfield's, Richardson 972 231-3844
 Please call club for further information.

SOUTHEAST
 LA TN MS AL GA NC SC FL VA DE MD

COUNTRY WESTERN SOCIAL CLUB
 2754 Harrington Dr.
 Decatur GA 30033
 Bill Robinson 404 325-0098
 Web: <http://jtryon.home.mindspring.com/socialclub.htm>



Please contact Bill or the Web site for ongoing activities and lessons in the Atlanta area. Also see adv. in this issue for the Peach State Dance Festival. Ed.

MISSISSIPPI C/W DANCE ASSOC.
 P O Box 773
 Jackson MS 39205
 Roy Campbell, Pres. 601 636-6408
 WEB: <http://members.aol.com/mcwda/mcwda.htm>



Please contact club via mail, phone or web address for area activities. Thanks, Ed.

NORTHERN VIRGINIA C/W DANCE ASSOC.
 P O Box 384
 Merrifield VA 22116-0384
 George Morse, Comm. 703 378-7327



Where to find the dancing and lessons...
 Buckhall Fire Hall, 7090 Yates Ford Rd., Manassas VA 703 803-3553
 Dance Factory, 954 Monroe St., Arlington VA 703 528-9770
 Double R Saloon, 22330 Sterling Blvd., Sterling VA 703 421-8920
 Dunn Loring Firehouse, 2148 Gallows Rd., Dunn Loring VA
 Falls Church Comm. Ctr., 223 Little Falls St., Falls Church VA
 Herndon Comm. Ctr., Herndon VA 703 787-7300
 Hugo's, Rte. 17, Bealeton VA 703 594-3442
 Reston Comm. Ctr., Reston VA
 Spurs, 2106 Grain Hwy., Waldorf MD 301 843-9964
 Temple Hills Elks, MD 301 868-5490
 Call the Newsletter for more information, dates, times, costs & directions.

RHINESTONE COWBOYS
 C/W DANCE ASSOC.
 P O Box 24765
 Lexington KY 40524-4765
 Pam Price, Pres. 206 744-5385



Please contact club for lesson and dance activities in the Lexington area. Ed.

NORTHEAST
 ME MA CT RI VT NH NY

MARY DRAGON
 36 Northgate Rd.
 Northboro MA 01532
 Ph. 508 363-4988

Howdy Dancers! I'm a new subscriber to *CDL*. I Dance at the Bay Path Barn, a very historical barn in Boylston MA. TOM & MARY RINKER,

very gracious and humble people are the owners and operators of The Barn. The Barn features C/W, Square and Round dancing just about every day & night of the week.

The Barn held their 1st annual "Til The Cows Come Home" event last year. It included an All You Can Eat BBQ dinner, couples & line dancing, and featured TIM MADORE from Florida, a very talented guitar playing country singer, who performed for our dancing pleasure. For information on our '99 event call Tom & Mary at 508 869-3140.

We started a dance team in '96 and call ourselves the Bay Path Country Kickers. We perform throughout the year at clubs, malls, benefits, fairs, etc. There are currently 8 members and we're always looking to expand, so if there are any intermediate to advanced dancers in our area who love to dance and perform in front of crowds, can be dedicated and make commitments, this team might be for you! If interested give a call at the number above.



DOWN EAST DANCERS
 P O Box 345
 Whitman MA 02382
 Bob Johnson, Pres. 508 230-7417
 Website: www.geocities.com/Heartland/Park/7265/ded.html

How was your 1998? I hope everyone felt that they experienced personal growth in all aspects of life and will carry that wisdom into the future.

As I reflect on '98, I can't believe I got everything done. I have a tendency to make my schedule to fit a 40 hour day instead of a 40 hour week.

I am satisfied with the growth of the DED during my tenure as president, with many new faces as well as dances that have seen attendance exceeding 100 dancers!

Workshops featuring BILL CAMERON, BLAKE HOBBY, MAXWELL HO, and MAX PERRY were all brought to the dance community by the DED during 1998.

With the many challenges that the C/W Dance Community is currently experiencing regarding the number of clubs in which to dance or the frequency of designated country dance nights, it is with a great deal of satisfaction that DED will continue to hold monthly dances at the Bridge-water Vets Club during 1999, with Beginner Two-Step lessons being given by BARBARA and I.

I would like to thank everyone who assisted in making 1998 a banner year for Down East Dancers. I would also like to extend a wish to everyone that 1999 brings the best to all of you.

See you on the dance floor. -- Bob J.

Please contact the club for lesson and dance information. Thank you. Ed.

LONG ISLAND COUNTRY MUSIC ASSOC.
 P O Box 0327
 Baldwin NY 11510
 Ann Grube, Sec., 516 379-0320
 LICMA Hotline 516 397-0329
 Website www.licma.org



LICMA Dances are scheduled for Feb. 6, Mar. 13, Apr. 3 & 24 and May 8, and information is available at the contacts above.

The 9th Annual Villa Roma C/W Dance Festival (no competition) is scheduled for Fri. to Sun., March 19 to 21. Dancing starts at 2:30 p.m. Friday. An entire weekend of dancing and lessons. Instructors scheduled included JEAN GARR & JAMES GREGORY (J&J), TRICIA & RICH DOLPI, BOB BONNETT & TOM DAILY, NANCY THOMPSON, REBECCA CLAPPER PAUGITT, ALAN SAPERSTEIN, LINDA HARRIS & WANDA HOLBERT, ED POOLE, DANCIN' DEAN and FRANK & LINDA CAVALLIERE. Contact the numbers above for more information. The Villa Roma's number is 800 727-8455 for reservations.

EASTERN
 MI OH IN KY WV PA NJ

COUNTRY DIAMOND DANCE CLUB
 P O Box 5628
 Lima OH 45802
 Paul Capes, Pres. 419 423-4726
 Web: <http://members.aol.com/cdddancer/Index.html>
 Email: CDDDancer@aol.com or dchild@bright.net

Sunday Dance Lessons have started up for 1999. The place to be is the Westwood School on Cable Rd. across from the Siferd's Funeral Home.

FRED & SHIRLEY HAWKINS, RON & SHARON SCHWINNEN, LES & VAL BOWLEN plus other guest instructors are teaching new line and

couple dances. They will also be reviewing dances from "out of the past." Plan on attending for an evening full of fun & entertainment. Lessons start at 6:00 p.m. with beginners line and continue with intermediate line, Couples, Swing & Two-Step.

On Feb. 26 there's a dance at Springbrook Gardens at 8 p.m. Lessons by SHIRLEY HAWKINS at 7:30. LES BOWLIN will be our Deejay.

This is a quite large club with lots of dance activities. Please use the contacts above for more information. Ed.

AMARILLO STAR DANCE CLUB

P O Box 842
Plymouth IN 46563
Susan Brooks 219 586-2464



Club newsletter lists lessons and dancing for every day of the week in several venues. Call for more information. Ed.

DAYTON TWO STEPPERS

P O Box 131381
Dayton OH 45431-1381
Leigh Shoemaker, Pres. 513 759-5960
WEB: <http://www.dayton2step.com>



We're not gonna say that this is a large dance club, but they do wish Happy Birthday to those whose birthdays are in December; all 86 of them! Call the club for lesson & dance information.

DANCIN' COUNTRY

7800 Fox Run Ave NW
N Canton OH
Les Glarner, Pres. 330 499-0839



Our Christmas Party in December was a very big success. The music, dancing, food, two dance lessons, 50/50 and the Blind Raffle—if you missed the party, you missed a good one.

We are happy to announce that a check for \$350.00 will be sent to the Alzheimer's Assoc. from all the members of Dancin' Country. A note of thanks to all who brought a gift for the Blind Raffle. The raffle was so well received that we feel it should be part of our Christmas Party each year.

Update on the "Barn's" schedule for the winter months... The Red Lantern Barn - Home of Dancin' Country!

Always dancing the first and second Saturday of each month, plus the third Friday of each month and Friday is usually a food theme night.

Lesson Schedule: Monday night-beginning partner dance classes. Tuesday night-beginning line lessons. Thursday night- intermediate/advanced partner dance class.

Instructors: MIKE & SALLY McGRW-members and instructors with Dancin' Country Social Club.

The Red Lantern Barn is located in Brewster, OH, 1/4 mi. west of St. Rte. 93 at the Brewster Dairy (7th St.) 25 miles from Akron, 20 miles from Canton, New Philadelphia and Wooster.

Need info? Call TOM & IRENE KIMMINS at 330 767-3520 or MIKE & SALLY McGRW at 330 879-2173.

As TOM KIMMINS always says, "Country Dancing is good exercise, very entertaining, totally co-ed and is a great recreational activity for meeting people. Plus, it's the best fun you can have with your boots on!"

Additional up-coming dances and activities are scheduled for Jan. 30, Feb. 13, Mar. 13, Mar. 27, Apr. 10, May 8, Jun. 12, Jul. 31, Sep. 11, Oct. 9, Nov. 13 and Dec. 12.

HARDWOOD SHINERS DANCE TEAM

1102 Easton Trail
Ft. Wayne IN 46825
Dale & Tanya Curry 219 489-9891
email: dtcurry@msn.com
Web: www.danceteam.com

The Hardwood Shiners dance team competed recently at the Gateway Classic in St. Louis MO. The team entered 3 categories - combination, solo & partner (which featured their new routines for the '98/'99 season) and placed 1st in all three categories. The team made quite an impression on the St. Louis area.

The team's mascot is a pig, and most team members donned pink pig slippers and pig hats that 'oink' when their snout is pushed. The team also brought over 30 assorted pigs collected throughout the years to give good luck for the competition. It worked!

In addition, each team member was given a little 'fun bag' which included such items as whistle, noise maker, sucker, etc. As you can see, the time likes to have a good time. You can be assured that this

crazy bunch will entertain you at their event in Fort Wayne IN. The Dance Team Showdown is on March 5, 6, 7, 1999 at the Scottish Rite Auditorium in Ft. Wayne.

If you would like to know more about the upcoming event, you can contact team directors, Dale & Tanya Curry via mail, email or phone at the numbers above. Also visit their web site. -- From Pamela Durick

NORTH CENTRAL

ND SD IA MN WI IL MO

MISSISSIPPI VALLEY
COUNTRY DANCE ASSOC
28050 - 230th Ave.
Princeton IA 52768-9713
Danny R. Reed, Newsletter
Phone 319 225-2100
Email: o2Dannyboy@aol.com



Upcoming dances are scheduled for Feb. 6 & 20, Mar. 6 & 20, Apr. 17 and May 15. For information on more activities in the "Quad Cities" Area (Davenport & Bettendorf IA and Rock Island & Moline IL) contact Danny at the number above.

NORTHWEST

WA OR ID MT WY AK

NORTHWEST C/W DANCE ASSN.
7132 SE Mitchell Ct.
Portland OR 97206
Rhonda Shotts, Newsletter Editor
Phone/Fax 503 788-4405
email: rshotts@hevanet.com



The NWCWDA is a non-profit organization established to promote C/W dancing in the northwest U.S. and western Canada.

The NWCWDA Newsletter is published monthly. Subscription (membership is \$15 per year within USA or \$17.50 int'l and includes C/W dance news, reviews, ads, and calendar of upcoming events in the northwestern area. The Newsletter welcomes event & lesson information from all area clubs, venues and instructors.

BLACK HILLS SHUFFLERS
P. O. Box 7625
Olympia WA 98507
Verna Liles, Pres. 360 426-2126



There's lots of dancing in the Olympia area. Call the club and they'll let you know of their upcoming activities as well as putting you in touch with other area dance clubs. Ed.

NORTHERN CALIFORNIA

CRAZY HORSE SALOON DANCERS
P O Box 1186
Clovis CA 93613-1186
Caren Moody, Pres. 209 275-7856



The club has regular activities and join other area clubs in their activities. Call for information. Ed.

PONY EXPRESS DANCE CLUB
P O Box 418171
Sacramento CA 95841-8171
Milt & Loretta Saunders 916 366-5694
email: lorettas@ix.netcom.com



I lowdy! C/W dancers everywhere. If you are traveling, visiting friends or relatives, or just planning a trip to the northern California Gold Country area and/or Sacramento CA, the state capitol city, the Officers Board of Directors and members of the Pony Express C/W Dance Club would like to extend you an invitation to join us at the Arcade Creek Rec. & Park Dist., 4855 Hamilton St., Sacramento CA (intersection of Myrtle Ave. & Hamilton St.) for an evening of fun-filled country dancing.

Established in 1984, we are one of the oldest non-profit country dance clubs in Northern California that was formed to promote country

western dancing. Our dances are open to all members, guests and their families. We encourage the participation of young adults and children to club dances and activities that include an annual club picnic. We feature a free dance lesson prior to the start of the evenings open dancing.

Our 1999 Saturday evening schedule is as follows: Mar. 6, Apr. 3, May 1, June 5, Sept. 4 & 26, Oct. 2, Nov. 6 and Dec. 4.

So partner, if your in the Sacramento area and lookin' for a fun place to spend an evening country dancin' to some mighty fine Deejays, call our club President, LLOYD NELSON at 916 663-1147 (or Milt & Loretta at the number above). We at Pony Express hope to see you and we promise to do our best to give you a real Sacramento Western HOWDY! and welcome. Who knows, y'all might even win a door prize!

Pony Express Dance Club also share dances with other local clubs including Downright Country, First & Last Dancers, Luv'n Country, The Roundups and others. Call for details.

LUV'N COUNTRY DANCE CLUB
c/o 7529 Oakcreek Dr.
Stockton CA 95207
Frances Osell, Newsletter 209 948-9929



Luv'n Country Dance Club joins with several other Northern California dance clubs for regular dances and lessons. Some of the clubs include: Downright Country, Dottie's Just Dancin' Sierra Gold Dancers, First & Last Dancers and The Roundups. Call the number above for dance & lesson information.

SIERRA LACE LINE DANCE TEAM
P O Box 4794
Sonora CA 95370
Kitty Hunsaker 209 533-0515



(L to R) Mary Hendrickson, Kitty Hunsaker, Willie Nelson, Susan Adams & Loma Mallard Photo: Ron McGee

WILLIE NELSON PROMOTES SIERRA LACE

Sierra Lace Dance Team was privileged to meet with WILLIE NELSON last August at CA State Univ. Stanislaus in Modesto, CA. Univ. President MARVALENE HUGHES made it all possible.

While visiting with Willie, team coordinator KITTY HUNSAKER asked him if he would sponsor the team. Willie Nelson agreed and the rest is history.

Willie Nelson was found to be loving and caring toward the team and its members. The unscheduled interview was a surprise to everyone, including Mr. Nelson, who was more than generous with his time. Words that come to mind when describing Willie include, caring, loving, hospitable and personable, as he was genuinely interested in the team and individual members.

Willie invited the team into his private buss, where he signed individual autographs and pose with the team for the photo shoot, with college photographer RON MCGEE.

Willie consented to sign the specially choreographed line dance honoring his music. The dance was choreographed by team Coordinator/ Choreographer Kitty Hunsaker. The new line dance will be included in the Signature Series Line Dances premiering this coming year while traveling throughout the country. Other celebrities included in her Signature Series Line Dances include JIM MESSINA and MARTY STUART, with pending signatures awaiting with recently completed newly choreographed dances.

Willie invited the team back for a visit next year, and bestowed hugs and kisses before departure. Prior to visiting Willie, the team was interviewed by local television station, KOVR - Ch. 13, for the evening news.

28 Dec. '98/Jan. '99 *Country Dance Lines*

Sierra Lace is currently awaiting a national TV talk show scheduling, tentatively scheduled to be aired next year. Plans for upcoming performance sessions include a return trip to Nashville TN, performing for the Grand Re-Opening of Opryland Theme Park in the new millennium, continuing on to Dollywood. While in Nashville, there will be contacts within the Talk & Country & Western shows for pending TV features with the team.

The Sierra Lace Dance Team hosts the 6th Annual Motherlode Line Dance Fest. at the Motherlode Fairgrounds in Sonora CA on Sat. & Sun. March 6 & 7, 1999. Contact Kitty Hunsaker 209 533-0515 for more information.

SOUTHERN CALIFORNIA HAWAII

SUNDANCE DANCE CLUB
P O Box 1287
Norwalk CA 90651
Tom Mattox 562 923-2623
email: sddcmattox@aol.com



Mark your calendars for up-coming Club events. Disco Weekend III on Mar. 19 - 21; 9th Annual CA Swing Dance Championships on Apr. 9 - 11; 11th Annual Sundance Summer Dance Festival on July 16 - 18; 10th Annual Sundance Labor Day Weekend Swing Dance Festival on Sept. 3 - 6; Golden State Dance Classic IV on Nov. 5 - 7.

For information on these and club lessons, clubhouse dances and more, contact the club numbers above.

MAUI PANIOLLO DANCE ASSOC.
3740 Lower Honoapiilani Hwy #D308
Lahaina HI 96761
Eileen M. Williams 808 669-4358



Aloha! After two years as serving as President of MPDA, I have stepped down from that position. We had elections in August and PATTI DEJMAIN is our new president and GAIL AINSWORTH is our new vice president. However, I will continue to give you updates on MPDA, as well as my lessons and dances on Tuesday and Saturday nights.

LEANN RIMES will be performing during halftime at the Hula Bowl on January 24, 1999. She is also holding a concert at the stadium following the football game. We hope you can join in on the fun!

I was fortunate in September to attend the Annual Pismo Beach Western Days in California. It was the first time I attended, and I had a thoroughly enjoyable time. Living in Hawaii it is difficult to attend these events, especially with the airline costs, so it was a real treat for me. VERN BLACK should be commended on the great job he did in organizing and running the event. I brought back a wealth of new dances to Hawaii, I wish I had the time to teach all of them, and considered myself fortunate to meet and take lessons from several of the great U.S. instructors and choreographers: MICHAEL BARR, MICHELE BURTON, SAL GONZALES, EVELYN KHINO, HEDY MCADAMS and CHARLOTTE SKEETERS, and from Australia JENNY CRYER and CINDY TRUELOVE. My only disappointment in attending this event was to hear all the non-country music being used for country line dancing. There are so many great country songs out there. I hope that all choreographers around the world will always include at least one country song on their dance sheets. I am a true lover and promoter of country music and dancing and definitely don't want to see it die!

The MPDA dances every Thursday at the Pukalani Upcountry Community Center with lessons from 7-8 p.m. and a live band from 8-10 p.m. I also hold a dance every Saturday at the Kihei Community Center Open room with lessons from 7-8 p.m. and open dancing from 8-9 p.m. Beginner's Line Dance Lessons are held at Kihei every Tuesday night from 7-8 p.m. We always love to welcome visitors from around the world to dance with us. Warmest aloha from paradise! Keep it country and keep on dancing!

BRANDIN' IRON DANCE & SOCIAL CLUB
P O Box 2036
Riverside CA 92516
Charlie Kodat, Pres. 909 682-7972



DANCENOTES

The Brandin' Iron Dance & Social Club in Riverside CA has new hours. They are from 4 to 7 p.m. They still meet on the 2nd & 4th Sundays of each month. Swing Band performs after the meeting. -Dennis Martin

SOUTHWEST

NM AZ CO UT NV

NORTH-CENTRAL AZ DANCE GUIDE

**2325 Shinnery Ln.
Prescott AZ 86301-5351
Stan Williams 520 445-7416**

Weekly Dancing

Moose Lodge 319, 6501 E 6th St., Prescott 520 772-3700
Kirkland Bar & Steakhouse, Kirkland 520 442-3408
Silver Spur Steakhous, 1606 E Bell Rd., Phoenix 602 778-9002
Rockin' Rodeo, Elliot & Priest, Tempe 602 496-0799
Midnight Rodeo (formerly Graham's), 43rd Ave. & Indian School, Phoenix 602 279-3800
Western Ballroom, Riverside Resort & Casino, Laughlin NV 800 277-3849.
Kyote Ballroom, 4415 S. Rural, Tempe, Call Rich & Ginna 602 572-0409.

Call these places for their schedules and dance activities.

The **Verde Valley Country Dancers** sponsor a Country Western dance every Friday night at 8 p.m. at the Cottonwood Civic Center, 805 N. Main, Cottonwood AZ with free Couples or Line Dance Lessons 50/50 cash drawing, large hardwood dance floor, smoke & liquor free, floor etiquette stressed. \$3 per person. Call Carrie 520 639-3507

Monthly Dancing

The **Pure Country Dancers**, dance the 2nd & 4th Sat. of the month at 14075 N 59th Ave., Glendale. Call Phil & Pat 602 241-9760.

INSTRUCTOR UPDATE

The following is a list of C/W Dance Instructors and Choreographers who are additions to, deletions from, or have information changes from the directory which was published in the **CDL** Oct./Nov. 1998 issue.

CDL publishes a directory update each issue and the entire directory approx. annually. To add, change, or delete inst/choreog. info, please use the form below. To obtain the complete **CDL 1998 Directory of Instructors and choreographers**, send \$5 (USA), \$6 (CAN/MEX), \$7 (EUR), \$8 (PacRim). Visa/MC only for Int'l orders. Thank you. Note: NTA members are highlighted only in the Annual Directory.

ADDITIONS

AL	McNair, Jack	Birmingham	205 836-7858
AZ	Haines, Rob/Paula	Mesa	602 832-1565
CA	Holder, Veda	Campbell	408 371-8768
CA	Logan, Jeanette	SanRafael	415 479-4224
CO	Nordberg, Gerald	Cotopaxi	719 269-6840
CT	Wydra, Jean	Norwich	860 889-4921
FL	Collins, Sandra	Lake Worth	561 641-9849
FL	Henger, Jo Ann	Sun City Center	813 634-1271
FL	Hill, David/Joan	Beverly Hills	352 527-4301
GA	Williamson, TJ/Teresa	Lithia Springs	770 739-8273
KS	Freed, Jana	Otis 785	387-2481
MI	Ronfeldt, Beth	Kalamazoo	616 345-6961
NC	Yearick, Homer	Morehead City	252 247-7441
OK	Butler, Allen	Tulsa	918 663-7813
TN	Boyce, John	Memphis	901 365-0049
WA	Andrews, Dale	Auburn	253 939-1585

INTERNATIONAL ADDITIONS

CAN	Green, Kathy	Red Deer AB	403 343-6501
-----	--------------	-------------	--------------

REVISIONS

CA	Frew, Shirley	Castiac	805 775-1573 (Moved from Canoga Park)
CA	Karter, Janet (562) (area code error)		
CA	Wells, Dennis	Woodland Hills	818 716-0854 (Moved from FL)
CO	Smith, Gail	Norwood	970 327-0200 (Moved from Telluride)
FL	Dobbins, Al (352) (area code error)		
FL	Harkins, Larry	Middleburg	904 264-4612 (Moved from Korea)
FL	Hasher, Adaline	Kissimmee	407 390-9068 (Moved from PA)
FL	Lansaw, DJ N	Fort Myers	941 567-3245 (was Cape Coral)
FL	Raff, Carl Orlando		407 299-5654 (New phone #)
GA	Riggenbach, William	Marietta	678 560-9242 (Moved from Miami)

IL	Haynes, Flora	Park Forest	708 748-4904
----	---------------	-------------	--------------

Ruffles 'N' Rawhide Country Dancers dance on the 3rd Sat. of each month at 335 E Aubrey, Prescott AZ. Information at 520 445-1226.

The **West Valley C/W Boot Scooters** dance is on the 3rd Sat. of each month at Pueblo El Mirage RV Resort Rec. Ctr., 11201 N. El Marage Rd., El Marage AZ. Line & Couple Lessons, large parquet floor, 16 yrs. and over. Call Mary Hyde 602 942-6761.

More dancin' (call for details)

Viewpoint, 87 E. Univ., Mesa 602 373-8710
Supersition Sunrise, 702 S. Meriden Dr., apache Junction 602 986-6057
Monte Vista, 8865 E. Baseline Rd., Mesa 602 833-2223
Roadhaven, 1000 S. Idaho Rd., Apache Junction 602 982-4811
Silver Ridge, 8265 E. Southern, Mesa 602 373-7700
Carriage Manor, 7750 E. Broadway, Mesa 602 984-1111
Good Life, 3403 E. Main, Mesa 602 641-9925

ARIZONA DANCE CLUB

**4008 W Palo Verde Dr.
Phoenix AZ 85019
Maggie Tennesen 602 973-6134**

CDL humor columnist 'WILD BILL' SPOTTS offers free Couples Lessons at Sidekicks Steakhouse, 6915 E. Univ. Dr. in Mesa 602 641-7342, on Weds. & Thurs. at 7 p.m. Learn Rhythm Two-step, Waltz, Cha Cha, ECS and more.

There's lots of Country and Swing dancing and lessons in and about Phoenix, Tempe & Mesa AZ. Please contact the ADC for information. Thank you. Ed.

IL	Mears, Janet	Toluca	815 452-2491 (Moved from Shirley)
IL	Roedel, Lori	Monee	708 534-9999 (Moved from Park Forest)
IL	Shelts, Janet (NTA St. Dir. should have been highlighted)		
MA	Haczela, John/Gay (should have been highlighted as NTA members)		
MD	Mader, Mike (was listed as Richard)	Germantown	301 601-0115 (she was Peggy Rudilosso in MD)
MD	Mader, Mike/Peggy	Reno	775 488-9670 (Moved from Hawaii)
NV	Glasser, John	Medford	516 736-3732 (Moved from Glen Cove)
NY	Naclel, Carol	Williamsport	570 321-1581 (Moved from Lock Haven)
PA	Andrews, Carol	Boerne	830 537-3240 (Moved from MA)
TX	Megert, Geo/Sherry	Bellingham	360 756-1039 (Moved from Bellevue WA)
WA	Porter, Ray	Algoma	920 487-3086

INTERNATIONAL REVISIONS

ENG	Hawkins, Irene		44 01705-646572
ENG	Bradly, Roger Poole,	Dorset	44 12025-65887 (Moved from Bedfordshire)

DELETIONS

CA	Boscarine, Louis (Retired)		
CO	Robinson, John (Moved-no forwarding address yet)		
IL	Kaiser, Bob (Moved to AZ, no new number yet)		
IL	Shearburn, Gary (Moved to Pekin, no new number yet)		
MD	Tillman, Roger (Moved to Savage MD, no new number yet)		
MO	Pusmark, Deanna (Moved to Springfield, no new number yet)		
NY	Anderson, Linda (Moved to NC, no new number yet)		
OR	Myers, Matt (Moved to Milwaukue OR, no new number yet)		
TX	Seibel, Ida (Deceased)		
VA	Groeschel, David/Susan (Moved from GA, no new number yet)		
WI	Germundson, Nyle/Doris (by request)		

Please ___add, ___delete, or ___correct the following listing in the **CDL** Instructor Directory: Mail to: **CDL, Drawer 139, Woodacre CA 94973.**

Name
(Last) _____ (First) _____

Address _____ Apt _____

City _____ St _____ Zip _____

Phone (____) _____

Name & State of previous listing: _____



CDL
Dec. '98 - Jan. '99
Dance Step
Descriptions

KICKIN'

Choreographed by PAUL MEROLA

DESCRIPTION: Two-Wall Line Dance
DIFFICULTY LEVEL: Intermediate/Advanced
MUSIC: "I'm From The Country" by Tracy Byrd; "Cab Driver" by The Mills Brothers; "I Ain't Never" by BR5-49

BEAT/STEP DESCRIPTION

Step Forward, Kick-Ball Cross, Hold, Shuffle In Place, Brush

- 1 Step forward on Left foot
- 2 Kick Right foot forward
- & Step Right foot next to Left
- 3 Cross Left foot over Right and step
- 4 Hold
- 5 Step Right foot next to Left
- 6&7 Shuffle in place (LRL)
- 8 Brush Right foot forward

Vine Right, Kick-Ball Cross, Hold

- 9 Step to the right on Right foot
- 10 Cross Left foot behind Right and step
- 11 Step to the right on Right foot
- 12 Kick Left foot forward
- & Step Left foot next to Right
- 13 Cross Right foot in over Right and step
- 14 Hold

Step, Shuffle In Place, Brush, Vine Left, Kick-Ball Cross, Hold

- 15 Step Left foot next to Right
- 16&17 Shuffle in place (RLR)
- 18 Brush Left foot forward
- 19 Step to the left on Left foot
- 20 Cross Right foot behind Left and step

- 21 Step to the left on Left foot
- 22 Kick Right foot forward
- & Step Right foot next to left
- 23 Cross Left foot over Right and step
- 24 Hold

Shuffles Forward, Side Steps, Cross, Turn, Together

- 25&26 Shuffle forward (RLR)
- 27&28 Shuffle forward (LRL)
- 29&30 Shuffle forward (RLR)
- 31 Step to the left on Left foot
- 32 Step Right foot next to Left
- 33 Step to the left on Left foot
- 34 Cross Right foot behind Left and step
- 35 Step to the left on Left foot making a 1/2 turn CCW with the step
- 36 Step Right foot next to Left

Sailor Shuffles, Coaster, Hold, Coaster, Hold

- 37 Cross Left foot behind Right and step
- & Step slightly to the right on Right foot
- 38 Step Left foot next to Right
- 39 Cross Right foot behind Left and step
- & Step slightly to the left on Left foot
- 40 Step Right foot next to Left
- 41 Step forward on Left foot
- & Step Right foot next to Left
- 42 Step back on Left foot
- 43 Hold
- 44 Step back on Right foot
- & Step Left foot next to Right
- 45 Step forward on Right foot
- 46 Hold

BEGIN AGAIN

Inquiries: Paul Merola, (508) 588-4747

CDL welcomes dancers to share Dance Step and Move Descriptions. In order to help others learn and understand a dance, and to assure accurate publication, we suggest a few guidelines and request the following information (if known) be included with each dance. 1) TITLE or NAME of Dance, 2) CHOREOGRAPHED by, 3) TYPE of Dance, i.e. Line, Partner, Mixer. 4) SUBMITTED by, 5) STARTING POSITION, i.e. Individuals in Lines, Contra Line, Partners Skaters, etc. 6) MUSIC SUGGESTIONS, Unless dance is choreographed to one certain unique song, please include Artist & Title of at least 3 songs for the dance. It's also a good idea to include a BPM window and couples dance identification for music, such as "any 110 to 130BPM West Coast Swing song." 7) COMMENTARY: Dedicate your dance, or tell how it came about, or describe the 'spirit' of the dance. 8) SPECIAL STEPS &

EFFECTS: Describe in detail any new, unique, unusual or original movements, steps, terms, etc. 9) INQUIRIES: Include your name, address and phone number so folks who don't understand the dance can contact you.

Dances can be submitted to **CDL** via mail to Drawer 139, Woodacre CA 94973, Fax. 415 488-4671 or e-mail to CDLACWDANC@AOL.COM

Dances submitted to **CDL** are transposed into our standardized terminology and format, typeset, then returned to the choreographer for proof-reading. Dances are not published in the magazine until the typeset copy has been returned to us with approval or corrections. When proof-reading your dance, please be sure that we didn't change it in any way while transposing terms & formatting.

Thank you.

5, 6, 7, 8

Choreographed by RODEO RUTH

DESCRIPTION: Line Dance

DIFFICULTY LEVEL: Beginner

MUSIC: "5,6,7,8" by Barry Upton (See CD Reviews - this issue.)

BEAT/STEP DESCRIPTION

Rambles, Claps

- 1 Swivel both heels to the left
- 2 Swivel both toes to the left
- 3 Swivel both heels to the left
- 4 Hold and clap hands
- 5 Swivel both heels to the right
- 6 Swivel both toes to the right
- 7 Swivel both heels to the right
- 8 Hold and clap hands

Steps Forward, Hip Slaps, Knee Bends, Hip Bumps

- 9 Step forward on Left foot
- 10 Hold and slap Left hip with Left hand
- 11 Step forward on Right foot
- 12 Hold and slap Right hip with Right hand
- 13 Bend knees and clip down
- 14 Straighten up and bump hips to the left
- 15 Bend knees and dip down
- 16 Straighten up and bump hips to the right

Side Step-Slides, Touches

Note: Circle Right hand overhead like twirling a lasso....

- 17 Step to the right on Right foot
- 18 Slide Left foot over next to Right and step
- 19 Step to the right on Right foot
- 20 Touch Left toe next to Right foot and clap hands

Note: Circle Left hand overhead like twirling a lasso....

- 21 Step to the left on Left foot
- 22 Slide Right foot over next to Left and step
- 23 Step to the left on Left foot
- 24 Touch Right toe next to Left foot and clap hands

Gun Points (Or Heel Jacks), 1/2 CCW March Around

- 25 Make a gun with both hands
- 26 Extend both hands diagonally to the left and shoot
- 27 Bring hands (guns) back to chest
- 28 Extend both hands diagonally to the right and shoot

*Note: You may elect to do Heel Jacks on beats 25 through 28 instead of the gun points. See below**

- 29 Step on Right foot and begin a 1/2 CCW turning semi-circle
 - 30 Step on Left foot and continue 1/2 CCW turning semi-circle
 - 31 Step on Right foot and continue 1/2 CCW turning semi-circle
 - 32 Step Left foot next to Right and complete 1/2 CCW turning semi-circle
- BEGIN AGAIN

**Optional beats 25 through 28.*

- 25 Jump feet diagonally apart landing on ball of Right foot and touching Left heel forward
- 26 Jump feet to home together
- 27 Jump feet diagonally apart landing on ball of Left foot and touching Right heel forward
- 28 Jump feet to home together

Inquiries: Not available



5, 6, 7, 8

Choreographed by DICK & GENEVA MATTEIS

DESCRIPTION: Four-Wall Line Dance

MUSIC: "5, 6, 7, 8" by Barry Upton or Steps (See CD Reviews in this issue.)

BEAT/STEP DESCRIPTION

Vines, Heel Taps

- 1 Step to the right on Right foot
- 2 Cross Left foot behind Right and step
- 3 Step to the right on Right foot
- 4 Tap Left heel forward and diagonally to the left
- 5 Step to the left on Left foot
- 5 Cross Right foot behind Left and step
- 6 Step to the left on Left foot
- 8 Tap Right heel forward and diagonally to the right

Side Steps, Heel Taps, Hip Bumps

- 9 Step to the right on Right foot
- 10 Tap Left heel forward and diagonally to the left
- 11 Step to the left on Left foot
- 12 Tap Right heel forward and diagonally to the right
- 13, 14 Step to the right and bump hips to the right twice
- 15, 16 Shift weight to Left foot and bump hips to the left twice

Rocking Chair, CCW Military Pivots

- 17 Step forward on Right foot
- 18 Rock back onto Left foot
- 19 Step back on Right foot
- 20 Rock forward onto Left foot
- 21 Step forward on Right foot
- 22 Pivot 1/2 turn CCW on ball of Right foot and shift weight to Left foot
- 23, 24 Repeat beats 21 and 22

Shuffles Forward, CCW Semi-Military Turns

- 25&26 Shuffle forward (RLR)
 - 27&28 Shuffle forward (LRL)
 - 29 Step forward on Right foot
 - 30 Pivot 1/8 turn CCW on ball of Right foot and shift weight to Left foot
 - 31, 32 Repeat beats 29 and 30
- BEGIN AGAIN

Inquiries: Dick & Geneva Mattels, (804) 642-3158

DIZZIE LIZZIE

Choreographed by DEB CREW & DUNCAN TAYLOR

DESCRIPTION: One-Wall Line Dance

MUSIC: "Dizzie Lizzie And Boogie Woogie Joe" by John McCabe

BEAT/STEP DESCRIPTION

Rock Steps, Forward Shuffles, Side Step, Hold & Clap

- 1 Step back on Right foot
- 2 Rock forward onto Left foot
- 3&4 Shuffle forward (RLR)
- 5&6 Shuffle forward (LRL)
- 7 Step Right foot even but slightly apart from Left
- 8 Hold and clap hands

Knee Pops, CW Rolling Turn, Toe Touch

- 9 Keeping ball of Left foot on floor, pop Left knee inward
- 10 Straighten Left knee while popping Right knee inward while keeping ball of Right foot on floor
- 11 Straighten Right knee while popping Left knee inward while keeping ball of Left foot on floor
- 12 Straighten Left knee while popping Right knee inward while keeping ball of Right foot on floor
- 13 Step to the right on Right foot and begin a full CW rolling turn traveling to the right
- 14 Step on Left foot and continue full CW rolling turn
- 15 Step on Right foot and complete full CW rolling turn
- 16 Touch Left toe next to Right foot

Knee Pops, CCW Rolling Turn, Toe Touch

- 17 Step down onto Left foot and pop Right knee inward keeping ball of Right foot on floor
- 18 Straighten Right knee while popping Left knee inward keeping ball of Left foot on floor
- 19 Straighten Left knee while popping Right knee inward keeping ball of Right foot on floor
- 20 Straighten Right knee while popping Left knee inward keeping ball of Left foot on floor
- 21 Step to the left on Left foot and begin a full CCW rolling turn traveling to the left
- 22 Step on Right foot and continue full CCW rolling turn
- 23 Step on Left foot and complete full CCW rolling turn
- 24 Touch Right toe next to Left foot

Heel Switches

Note: Travel backwards on the "E" beats.

- & Step back on Right foot
- 25 Touch Left heel forward
- & Step back on Left foot
- 26 Touch Right heel forward
- & Step back on Right foot
- 27 Touch Left heel forward
- & Step back on Left foot
- 28 Touch Right heel forward

BEGIN AGAIN

Inquiries: Deb Crew, (705) 429-0265

PENCIL THIN MUSTACHE

Choreographed by CHARLOTTE SKEETERS

DESCRIPTION: Two-Wall Line Dance Routine

DIFFICULTY LEVEL: Intermediate

MUSIC: "Pencil Thin Mustache" by Jimmy Buffett (preferred); "Tulsa Shuffle" by The Tractors; "Bubba Hyde" by Diamond Rio; "Dance, Shout" by Wynonna

Note: When dancing to preferred song, start dance after 54-beat intro (when Jimmy Buffett sings "I Wish I Had A Pencil Thin Mustache" for the first time)

*This dance has a 16-beat tag. See below**

BEAT/STEP DESCRIPTION

Forward Walk, CW Military Pivot, Toe Touch, Scoot, Step

- 1 Walk forward on Right foot
- 2 Walk forward on Left foot
- 3 Walk forward on Right foot
- 4 Walk forward on Left foot
- & Pivot 1/2 turn CW on ball of Left foot
- 5 Step down onto Right foot
- 6 Step forward on Left foot
- 7 Tap Right toe back
- & Scoot backwards on ball of Left foot
- 8 Step back on Right foot
- & Step Left foot next to Right

Forward Walk, CW Military Pivot, Toe Touch, Scoot, Step

- 9 Walk forward on Right foot
- 10 Walk forward on Left foot
- 11 Walk forward on Right foot
- 12 Walk forward on Left foot
- & Pivot 1/2 turn CW on ball of Left foot
- 13 Step down onto Right foot
- 14 Step forward on Left foot

- 15 Tap Right toe back
- & Scoot backwards on ball of Left foot
- 16 Step back on Right foot

Hook, Forward Shuffles, Syncopated Toe Touches, Knee Wiggles

- & Cross Left foot in front of Right shin
- 17&18 Shuffle forward (LRL)
- 19&20 Shuffle forward (RLR)
- 21 Touch Left toe to the left
- & Step Left foot to home
- 22 Touch Right toe to the right
- 23 With Right toe in place, wiggle Right knee inward while snapping fingers
- & Wiggle Right knee outward
- 24 Wiggle Right knee inward while snapping fingers
- & Wiggle Right knee outward

Side Step, Hold, Chasé Right, Hold, Together, Cross, Unwind, Romp

Styling on beats 25 through 28: body rolls with the step pattern.

- 25 Step to the right on Right foot
- 26 Hold
- & Step Left foot next to Right
- 27 Step to the right on Right foot
- 28 Hold
- & Step Left foot next to Right
- 29 Cross Right foot over Left
- 30 Unwind 1/2 turn CCW (weight on Left foot)
- & Step back on Right foot
- 31 Touch Left heel forward
- & Step Left foot next to Right
- 32 Touch Right toe next to Left foot

(Continued on next page)

LITTLE WHITE MOON

Choreographed by MICHAEL SEURER

DESCRIPTION: Four-Wall Line Dance
DIFFICULTY LEVEL: Beginner
MUSIC: "Sneaky Moon" by Tanya Tucker

5 Walk back on Left foot
6 Walk back on Right foot
7 Walk back on Left foot
8 Touch Right toe next to Left foot

BEAT/STEP DESCRIPTION

Vine Right With Turn, Hitch, Walk Back, Touch

1 Step to the right on Right foot
2 Cross Left foot behind Right and step
3 Step to the right on Right foot making a 1/4 turn CW with the step
4 Hitch Left knee

Heel Touches

9 Touch right heel forward
10 Step Right foot next to Left
11 Touch Left heel forward
12 Step Left foot next to Right
13 - 16 Repeat beats 9 through 12

BEGIN AGAIN

Inquiries: Michael Seurer, (505) 622-5363



PENCIL THIN MUSTACHE (Cont'd from previous page)

Shimmy Walk Forward, Hooks, Foot Skates

33 Step forward on Right foot while bending knees and shimmying shoulders
34 Straighten knees while continuing to shimmy shoulders
35 Step forward on Left foot while bending knees and shimmying shoulders
36 Straighten knees while continuing to shimmy shoulders
& Hook Right foot behind Left knee
37, 38 Turn to the right, step down on Right foot to the side and skate/slide to the right on these two beats while putting Right hand out to the right, palm forward, and Left hand on tummy
39, 40 Turn to the left, step down on Left foot to the side and skate/slide to the left on these two beats while putting Left hand out to the left, palm forward, and Right hand on tummy

Turn, Pivot, Heel Touch, Step, Hitch, Turn, Pivot, Heel Touch, Stomps

Note: Arm movements in this section are optional.

41 Step to the right on Right foot making a 1/4 turn CCW with the step while bringing Right hand over head to back
& Pivot 1/4 turn CCW on ball of Right foot
42 Touch Left heel forward while extending Left arm out in front, palm to left
43 Step forward on Left foot while begin bringing Left hand over head to back and Right hand forward
44 Hitch Right knee while putting Left hand over head and extending Right arm out in front, palm facing upward
45 Step to the Right on Right foot making a 1/4 turn CCW with the step while bringing Right hand over head to back
& Pivot 1/4 turn CCW on ball of Right foot
46 Touch Left heel forward while extending Left arm out in front, palm to Left)
47 Step forward on Left foot returning arms to normal position
48 Stomp Right foot next to Left (stomp up)

Side Shuffle Right, Rock Steps, Forward Turning Shuffle, Rock Steps

49&50 Shuffle sideways to the Right (RLR)
51 Cross Left foot behind Right and step
52 Rock forward onto Right foot

53&54 Shuffle forward (LRL) making a 1/2 turn CW
55 Step back on Right foot
56 Rock forward onto Left foot

Monterey Turns

57 Touch Right toe to the right
& Execute a full CW spin on ball of Left foot
58 Step Right foot next to Left
59 Touch Left toe to the Left
60 Step Left foot next to Right
61 Touch Right toe to the right
& Pivot 1/2 turn CW on ball of Left foot
62 Step Right foot next to Left
63 Touch Left toe to the left
64 Step Left foot next to Right

Note: If you find it difficult doing a full spin on the above Monterey turn, substitute two 1/4 Monterey in turns in this section.

**TAG: Insert this tag at the end of the 2nd repetition of the pattern. This tag is done only once.*

1 Step to the right on Right foot while bumping hips to the left
2 Hold
3 Step Left foot next to Right while bumping hips to the right
4 Hold
5 Step to the right on Right foot while bumping hips to the left
6 Step Left foot next to Right while bumping hips to the right
7 Step to the right on Right foot while bumping hips to the left
8 Touch Left toe next to Right foot
9 Step to the left on Left foot while bumping hips to the right
10 Hold
11 Step Right foot next to Left while bumping hips to the left
12 Hold
13 Step to the left on Left foot while bumping hips to the right
14 Step Right foot next to Left while bumping hips to the left
15 Step to the left on Left foot while bumping hips to the right
16 Touch Right toe next to Left foot

Inquiries: Charlotte Skeeters, (510) 462-6572

HAWAIIAN GONE & DONE IT

Choreographed by EILEEN M. WILLIAMS

DESCRIPTION: Two-Wall Line Dance

DIFFICULTY LEVEL: Beginner/Intermediate

MUSIC: "Heart's Desire" by Lee Roy Parnell (112 BPM); "The Definition Of Love" by Midsouth (119 BPM); "One Way Ticket (Because I Can)" by LeAnn Rimes (120 BPM); "Love Gets Me Every Time" by Shania Twain (125 BPM); "Just Between You And Me" by The Kinleys (124 BPM); "Fresh Coat Of Paint" by Lee Roy Parnell (126 BPM); "A Little In Love" by Paul Brandt (127 BPM); "Your Love Don't Take A Backseat To Nothing" by Brooks & Dunn (136 BPM)

BEAT/STEP DESCRIPTION

Diagonal Step And Dip, Cha-Cha-Cha, Rock Steps, Cha-Cha-Cha

- 1 Step forward and diagonally to the left on Left foot
- 2 Touch Right toe to the left side of Left heel while dipping body forward and down
- 3 Step back and diagonally to the right on Right foot
- & Step Left foot next to Right
- 4 Step Right foot next to Left
- 5 Cross Left foot behind Right and step
- 6 Rock forward onto Right foot
- 7&8 Cha-Cha-Cha in place (LRL)

Right Step-Touches Changes, Heel Bounces

- 9 Kick Right foot forward
- & Step Right foot next to Left
- 10 Touch ball of Left foot back
- & Pivot 1/4 turn CCW on balls of both feet
- 11, 12 Bounce heels on floor twice

13 - 16 Repeat beats 9 through 12

Side Step, Hold, Chasé Left, Side Step, Hold, Chasé Left, Touch, Syncopated Claps

- 17 Step to the left on Left foot
- 18 Hold and clap hands
- & Step Right foot next to Left
- 19 Step to the left on Left foot
- 20 Hold and clap hands
- & Step Right foot next to Left
- 21 Step to the left on Left foot
- 22 Touch Right toe next to Left foot and clap hands
- 23 Hold and clap hands
- & Hold and clap hands
- 24 Hold and clap hands

Traveling Kick-Ball Changes, Side Step, Touch, Syncopated Claps

- 25 Kick Right foot forward
- & Step to the right onto ball of Right foot
- 26 Step Left foot next to Right
- 27&28 Repeat beats 25&26
- 29 Step to the right on Right foot
- 30 Touch Left toe next to Right foot
- 31 Hold and clap hands
- & Hold and clap hands
- 32 Hold and clap hands

BEGIN AGAIN

Inquiries: Eileen M. Williams, (808) 669-4358

HMMMM, DONE IT

Choreographed by VERA WILLIAMS

DESCRIPTION: Four-Wall Line Dance

DIFFICULTY LEVEL: Advanced

MUSIC: "Love Gets Me Every Time" by Shania Twain

BEAT/STEP DESCRIPTION

Right Kick-Ball Changes, Sailor Shuffles

- 1 Kick Right foot forward
- & Step on ball of Right foot next to Left
- 2 Shift weight onto Left foot
- 3&4 Repeat beats 1&2
- 5 Cross Right foot behind Left and step
- & Step slightly to the left on Left foot
- 6 Step Right foot next to Left
- 7 Cross Left foot behind Right and step
- & Step slightly to the right on Right foot
- 8 Step Left foot next to Right

Forward shuffle, CW Military Pivot, Turning Shuffle, Rock Steps

- 9&10 Shuffle forward (RLR)
- 11 Step forward on Left foot
- 12 Pivot 1/2 turn CW on ball of Left foot and shift weight to Right foot
- 13&14 Shuffle forward (LRL) making a 1/2 turn CW
- 15 Step back on Right foot while lifting Left foot slightly
- 16 Step forward onto Left foot

Turning Triples

- 17 Step forward on Right foot
- & Step slightly to the left on Left foot making a 1/4 turn CCW with the step

- 18 Step Right foot next to Left
- 19 Step Left foot next to Right
- & Step slightly to the right on Right foot making a 1/4 turn CCW with the step
- 20 Step Left foot next to Right
- 21 Step Right foot next to Left
- & Step slightly to the left on Left foot making a 1/4 turn CCW with the step
- 22 Step Right foot next to Left
- 23 Step Left foot next to Right
- & Step slightly to the right on Right foot making a 1/4 turn CCW with the step
- 24 Step Left foot next to Right

Right Kick-Ball Crosses, Heel Switches

- 25 Kick Right foot forward
- & Step Right foot next to Left
- 26 Cross Left foot in front of Right and step
- 27 Step Right foot next to Left
- 28 Kick Left foot forward
- & Step Left foot next to Right
- 29 Cross Right foot in front of Left and step
- 30 Step Left foot next to Right
- 31 Touch Right heel forward
- & Step to home on Right foot
- 32 Touch Left heel forward
- & Step Left foot to home
- 33 Touch Right heel forward
- & Step Right foot to home

(Continued on next page)

DANCE WITH ME

Choreographed by CHAROLETTE ZOSCAK

DESCRIPTION: Four-Wall Line Dance
DIFFICULTY LEVEL: Intermediate
MUSIC: "I Want 'To Dance With You" by George Strait

BEAT/STEP DESCRIPTION

Cross Rocks, Side Shuffles

- 1 Cross Right foot over Left and step
- 2 Rock back onto Left foot
- 3&4 Shuffle to the right (RLR)
- 5 Cross Left foot over Right and step
- 6 Rock back onto Right foot
- 7&8 Shuffle to the left (LRL)

Rock Steps, Turning Shuffles

- 9 Step forward on Right foot
- 10 Rock back onto Left foot
- 11&12 Shuffle in place (RLR) making a 1/2 turn CW
- 13 Step forward on Left foot
- 14 Rock back onto Right foot
- 15&16 Shuffle in place (LRL) making a 1/2 turn CCW

CCW Military Pivot, Shuffle Forward, CW Step-Turn, Shuffle Forward

- 17 Step forward on Right foot
- 18 Pivot 1/2 turn CCW on ball of Right foot and shift weight to Left foot
- 19&20 Shuffle forward (RLR)
- 21 Step forward on Left foot making a 1/2 CW turn on ball of Left foot
- 22 Step back on Right foot making a 1/2 CW turn on ball of Right foot
- 23&24 Shuffle forward (LRL)

Rock Steps With Turn, Shuffle Forward, CW Military Pivot, Shuffle Forward

- 25 Step forward on Right foot
- 26 Rock back onto Left foot making a 1/4 CW turn
- 27&28 Shuffle forward (RLR)
- 29 Step forward on Left foot
- 30 Pivot 1/2 turn CW on ball of Left foot and shift weight to Right foot
- 31&32 Shuffle forward (LRL)

BEGIN AGAIN

Inquiries: Charolette Zoscak, (440) 243-0815

HMMMM, DONE IT (Cont'd from previous page)

Cross Step, Left Kick-Ball Crosses, Side Shuffles And Pivots

- 34 Cross Left foot over Right and step
- 35 Step Right foot next to left
- 36 Kick Left foot forward
- & Step Left foot next to Right
- 37 Cross Right foot in front of Left and step
- 38 Step Left foot next to Right
- 39&40 Shuffle sideways to the right (RLR)
- & Pivot 1/2 turn CW on ball of Right foot
- 41&42 Shuffle sideways to the left (LRL)
- & Pivot 1/2 turn CCW on ball of Left foot
- 43&44 Shuffle sideways to the right (RLR)

Heel Switches, Forward Step, Step, Side Shuffles And Pivots

- 45 Touch Left heel forward
- & Step Left foot to home
- 46 Touch Right heel forward
- & Step Right foot to home
- 47 Step forward with a long step on Left foot
- 48 Step Right foot next to Left

Side Shuffles And Pivots, Heel Switches, Forward Step

- 49&50 Shuffle sideways to the left (LRL)
- & Pivot 1/2 turn CCW on ball of Left foot
- 51&52 Shuffle sideways to the right (RLR)
- & Pivot 1/2 turn CW on ball of Right foot
- 53&54 Shuffle sideways to the left (LRL)
- 55 Touch Right heel forward
- & Step Right foot to home
- 56 Touch Left heel forward
- & Step Left foot to home
- 57 Step forward with a long step on Right foot
- 58 Step Left foot next to Right

Right Kick-Ball Changes With Turn

- 59 Kick Right foot forward
- & Step on ball of Right foot next to Left
- 60 Shift weight onto Left foot

- 61 Kick Right foot forward
- & Step on ball of Right foot next to Left making a 1/4 turn CCW
- 62 Shift weight onto Left foot

Syncopated Toe Touches

- 63 Touch Right toe forward
- & Step Right foot to home
- 64 Touch Left toe forward
- & Step Left foot to home
- 65, 66 Touch Right toe forward twice
- & Step Right foot to home
- 67 Touch Left toe forward
- & Step Left foot to home
- 68 Touch Right to forward
- & Step Right foot to home
- 69, 70 Touch Left toe forward twice
- & Step Left foot to home
- 71 Touch Right toe forward
- & Step Right foot to home
- 72 Touch Left toe forward
- & Step Left foot to home

Forward Step, Hip Bumps, Hip Grinds

- 73 Step forward with a long step
- 74 Step Left foot next to Right
- 75, 76 Bump hips to the right twice
- 77, 78 Bump hips to the left twice
- 79 Rotate hips CCW to the right
- 80 Rotate hips CCW to the left
- 81, 82 Repeat beats 79 and 80

Forward Shuffle, CCW Military Pivot, Forward Shuffle, Stomps

- 83&84 Shuffle forward (RLR)
- 85 Step forward on Left foot
- 86 Pivot 1/2 turn CW on ball of Left foot and shift weight to Right foot
- 87&88 Shuffle forward (LRL)
- 89 Stomp Right foot next to Left
- 90 Stomp Left foot next to Right (stomp down)

BEGIN AGAIN

Inquiries: Vera Williams, (618) 542-6314

GONE AND DONE IT

Choreographed by BILLY JONES

DESCRIPTION: Four-Wall Line Dance
MUSIC: "Love Gets Me Every Time" by Shania Twain

BEAT/STEP DESCRIPTION

Heel Taps, Heel Switches, Heel Tap

- 1, 2 Tap Right heel forward twice
 & Step Right foot to home
 3, 4 Tap Left heel forward twice
 & Step Left foot to home
 5 Tap Right heel forward
 & Step Right foot to home
 6 Tap Left heel forward
 & Step Left foot to home
 7, 8 Tap Right heel forward twice

Vine Right, Touch And Clap, CCW Rolling turn

- 9 Step to the right on Right foot
 10 Cross Left foot behind Right and step
 11 Step to the right on Right foot
 12 Touch Left toe next to Right foot and clap hands
 13 Step to the left on Left foot and begin a full CCW rolling turn traveling to the left
 14 Step on Right foot and continue full CCW rolling turn

- 15 Step on Left foot and complete full CCW rolling turn
 16 Touch Right toe next to Left foot and clap hands

Right Kick-Ball Changes, Heel Touch, Toe Touch, CCW Military Turn

- 17 Kick Right foot forward
 & Step on ball of Right foot next to Left
 18 Shift weight onto Left foot
 19&20 Repeat beats 17&18
 21 Touch Right heel forward
 22 Touch Right toe back
 23 Step forward on Right foot
 24 Pivot 1/4 turn CCW on ball of Right foot and shift weight to Left foot

Kicks, Triples In Place

- 25, 26 Kick Right foot forward twice
 27&28 Triple step in place (RLR)
 29, 30 Kick Left foot forward twice
 31&32 Triple step in place (LRL)
 BEGIN AGAIN
 Inquiries: Billy Jones, (904) 752-0718

BOTTLED UP

Choreographed by JO-ANN & DICK KILTON

DESCRIPTION: Progressive Partner Dance
STARTING POSITION: Right Side-By-Side facing FLOD.
DIFFICULTY LEVEL: Intermediate
MUSIC: "Don't Be Angry" by Donna Fargo (teach); "Blue" by LeAnn Rimes (teach); "If I Could Bottle This Up" by Paul Overstreet (dance)
Note: This dance progresses CCW around the perimeter of the dance floor.

BEAT/STEP DESCRIPTION

MAN LADY

Diagonal Vines, Brushes

- 1 Step forward and diagonally to the right on Right foot
 2 Cross Left foot behind Right and step
 3 Step forward and diagonally to the right on Right foot
 4 Brush Left foot forward
 5 Step forward and diagonally to the left on Left foot
 6 Cross Right foot behind Left and step
 7 Step forward and diagonally to the left on Left foot
 8 Brush Right foot forward

Pivot, Vine Right, Touch, Vine Left, Touch

Release Left hands and pass Right hands over lady's head as she turns....

& Pivot 1/4 turn CCW on ball of Left foot
Partners are now in the Reverse Indian position facing FLOD.

- 9 Step to the right on Right foot
 10 Cross Left foot behind Right and step
 11 Step to the right on Right foot
 12 Touch Left foot next to Right
 13 Step to the left on Left foot
 14 Cross Right foot behind Left and step
 15 Step to the left on Left foot
 16 Touch Right foot next to Left

Turning Shuffles With Hand Changes

Release Left hands and raise Right hands....
 17&18 Shuffle sideways to the right (RLR) and begin a 1 1/4 CW turn progressing toward FLOD

Man transfers lady's Right hand to his Left hand and brings joined hands down while placing his Right hand behind his back as partners continue to turn....

- 19&20 Shuffle (LRL) continuing 1 1/4 CW turn progressing toward FLOD
 21&22 Shuffle (RLR) continuing 1 1/4 CW turn progressing toward FLOD

When partners reach the point where they are briefly facing FLOD, lady transfers her Right hand from man's Left hand to his Right hand which is behind his back. They then raise and pass the joined Right hands back over lady's head as they continue to turn....

- 23&24 Shuffle (LRL) completing 1 1/4 CW progressive turn
Partners now rejoin Left hands in front returning to Right Side-By-Side position facing FLOD.

Walk Forward, Kick, Walk Back, Toe Touch

- 25 Walk forward on Right foot
 26 Walk forward on Left foot
 27 Walk forward on Right foot
 28 Kick Left foot forward
 29 Walk back on Left foot
 30 Walk back on Right foot
 31 Walk back on Left foot
 32 Touch Right toe back

MAN

Lady's Turns

- Raise Right hands over lady's head as she turns....*
 33 Step Right foot in place Step forward on Right foot and begin a 1/2 CCW turn
 34 Step Left foot in place Step on Left foot continuing 1/2 CCW turn
 35 Step Right foot in place Step on Right foot completing 1/2 CCW turn

Bring Right hands down into a Cross Double Hand Hold (Right hands over Left). Partners face each other with man facing FLOD and lady facing FLOD.

(Continued on next page)

J & D SHAG

Choreographed by JOAN HILL

DESCRIPTION: Progressive Partner Dance

STARTING POSITION: Right Side-By-Side position facing FLOD

MUSIC: "Dancin' Shaggin' On 'The Boulevard" by Alabama

BEAT/STEP DESCRIPTION

Step-Slides, Step-Touches

- 1 Step forward on Left foot
- 2 Slide Right foot up next to Left and step
- 3 Step forward on Left foot
- 4 Slide Right foot up next to Left and touch
- 5 Step forward on Right foot
- 6 Slide Left foot up next to Right and step
- 7 Step forward on Right foot
- 8 Slide Left foot up next to Right and touch

CCW Rolling Turn, Brush, Vine Right, Touch, Brush

Release Right hands and raise Left hands....

- 9 Step forward on Left foot and begin a full CCW rolling turn traveling forward
 - 10 Step on Right foot and continue full CCW rolling turn
 - 11 Step on Left foot and complete full CCW rolling turn
 - 12 Brush Right foot forward
- Rejoin Right hands returning to Right Side-By-Side position.*
- 13 Step to the right on Right foot
 - 14 Cross Left foot behind Right and step
 - 15 Step to the right on Right foot
 - 16 Touch Left toe next to Right foot
 - 17 Brush Left foot forward

Vine Left, Touch, Brush, CW Rolling Turn, Brush

- 18 Step to the left on Left foot
 - 19 Cross Right foot behind Left and step
 - 20 Step to the left on Left foot
 - 21 Touch Right toe next to Left foot
 - 22 Brush Right foot forward
- Release Left hands and raise Right hands....*
- 23 Step forward on Right foot and begin a full CW rolling turn traveling forward
 - 24 Step on Left foot and continue full CW rolling turn
 - 25 Step on Right foot and complete full CW rolling turn
 - 26 Brush Left foot forward
- Rejoin Right hands resuming Right Side-By-Side position.*

Vine Left, Brush, Vine Right, Touch, Brushes

- 27 Step to the left on Left foot
- 28 Cross Right foot behind Left and step
- 29 Step to the left on Left foot
- 30 Brush Right foot forward
- 31 Step to the right on Right foot
- 32 Cross Left foot behind Right and step
- 33 Step to the right on Right foot
- 34 Touch Left toe next to Right foot
- 35 Brush Left foot forward
- 36 Step forward on Left foot
- 37 Brush Right foot forward
- 38 Step forward on Right foot

BEGIN AGAIN

Inquiries: Joan Hill, (352) 527-4301

BOTTLED UP (Cont'd from previous page)

MAN

- 36 Touch Left foot next to Right

Raise Right hands over lady's head as she turns....

- 37 Step Left foot in place

- 38 Step Right foot in place

- 39 Step Left foot in place

Bring Right hands down to above lady's Right shoulder.

- 40 Touch Right foot next to Left

Lady's CCW Turn

Raise Right hands over lady's head as she turns....

- 41 Step Right foot in place

- 42 Step Left foot in place

- 43 Step Right foot in place

Bring Right hands down into a Cross Double Hand Hold (Right hands over Left). Partners face each other with man facing FLOD and lady facing RLOD.

- 44 Touch Left foot next to Right

LADY

- Touch Left foot next to Right

- Step forward on Left foot and begin a 1/2 CW turn

- Step on Right foot continuing 1/2 CW turn

- Step on Left foot completing 1/2 CW turn

- Touch Right foot next to Left

MAN

Turning Steps, Brushes

- 45 Step Left foot in place

Raise both joined hands. Man turns under raised hands....

- 46 Step on Right foot beginning a full CW turn

- 47 Step on Left foot continuing full CW turn

Man and lady now face RLOD with man in front of lady.

- 48 Brush Right foot forward

Keep joined hands raised....

- 49 Step Right foot in place

- 50 Step on Left foot

continue full CW turn

- 51 Step on Right foot

continuing full CW turn

- 52 Brush Left foot forward

- 53 Step Left foot in place

- 54 Step on Right foot

continuing full CW turn

- 55 Step on Left foot

completing full CW turn

- 56 Brush Right foot forward

Bring joined hands down returning to Right Side-By-Side position facing FLOD.

LADY

- Step Left foot in place

- Step Right foot in place

- Step Left foot in place

- Brush Right foot forward

- Step Right foot in place

- Step on Left foot beginning

beginning a 1/2 CCW turn

- Step on Right foot

continuing 1/2 CCW turn

- Brush Left foot forward

- Step Left foot in place

- Step on Right foot

continuing 1/2 CCW turn

- Step on Left foot completing

1/2 CCW turn

- Brush Right foot forward

Shuffles Forward

- 57&58 Shuffle forward (RLR)

- 59&60 Shuffle forward (LRL)

- 61&62 Shuffle forward (RLR)

- 63&64 Shuffle forward (LRL)

BEGIN PATTERN AGAIN

Inquiries: Jo-Ann & Dick Kilton, (716) 671-0162

ROCKIN' AT THE RANCH

Choreographed by RICK BATES

DESCRIPTION: Four-Wall Line Dance

MUSIC: "I Don't Understand My Girlfriend" by Toby Keith (slow); "Hello Honky Tonk" by Mark Chesnutt (medium); "I Wrote The Book" by Matt King (fast)

BEAT/STEP DESCRIPTION

Sugarfoot Swivels

- 1 Turn Right toe inward and touch next to Left instep while swiveling Left heel to the right
- 2 Turn Right toe outward and touch Right heel next to Left instep while swiveling Left toe to the right
- 3, 4 Repeat beats 1 and 2
- 5, 6 Repeat beats 1 and 2
- 7, 8 Repeat beats 1 and 2

Charleston Kick, Shuffles Forward

- 9 Step forward on Right foot
- 10 Kick Left foot forward
- 11 Step back on Left foot
- 12 Touch Right toe back
- 13&14 Shuffle forward (RLR)
- 15&16 Shuffle forward (LRL)

CCW Military Pivot, Rock Steps, Scoots Back, Jump & Kick, Step Forward

- 17 Step forward on Right foot

- 18 Pivot 1/2 turn CCW on ball of Right foot and shift weight to Left foot
- 19 Step forward on Right foot
- 20 Rock back onto Left foot
- 21, 22 Scoot back twice on Left foot while hitching Right knee
- 23 Jump back onto Right foot while kicking Left foot forward
- 24 Step forward on Left foot

Turning Jazz Square, Touch, CCW Rolling turn, Toe Touch

- 25 Cross Right foot over Left and step
- 26 Step back onto Left foot in place
- 27 Step slightly to the right on Right foot making a 1/4 turn CW with the step
- 28 Touch Left toe next to Right foot
- 29 Step to the left on Left foot and begin a full CCW rolling turn traveling to the left
- 30 Step on Right foot and continue full CCW rolling turn
- 31 Step on Left foot and complete full CCW rolling turn
- 32 Touch Right toe next to Left foot

BEGIN AGAIN

Inquiries: Rick Bates, (219) 365-8319

COLORADO SAUNTER

Choreographed by TONY & HILDA MILLIGAN

DESCRIPTION: Progressive Partner Dance

STARTING POSITION: Right Open Promenade position facing FLOD.

MUSIC: "Friends" by John Michael Montgomery (slow); "There Goes" by Alan Jackson (116 BPM)

BEAT/STEP DESCRIPTION

MAN

Turns, Toe Touches

- 1 Step forward on Right foot making a 1/4 turn CW with the step
- 2 Touch Left toe next to Right foot and clap Left hand with partner
- 3 Step to the left on Left foot making a 1/4 turn CCW with the step
- 4 Touch Right toe next to Left foot

Diagonal Step-Touches

- 5 Step forward and diagonally to the right on Right foot
- 6 Slide Left foot up next to Right and step
- 7 Step forward and diagonally to the right on Right foot
- 8 Touch Left toe next to Right foot
- 9 Step forward and diagonally to the left on Left foot
- 10 Slide Right foot up next to Left and step

LADY

- 1 Step forward on Left foot making a 1/4 turn CCW with the step
- 2 Touch Right toe next to Left foot and clap Right hand with partner
- 3 Step to the right on Right foot making a 1/4 turn CW with the step
- 4 Touch Left toe next to Right foot

- 5 Step forward and diagonally to the left on Left foot
- 6 Slide Right foot up next to Left and step
- 7 Step forward and diagonally to the left on Left foot
- 8 Touch Right toe next to Left foot
- 9 Step forward and diagonally to the right on Right foot
- 10 Slide Left foot up next to Right and step

MAN

- 11 Step forward and diagonally to the left on Left foot
- 12 Touch Right toe next to Left foot

LADY

- 11 Step forward and diagonally to the right on Right foot
- 12 Touch Left toe next to Right foot

Turn, Toe Touch, Vines, Toe Touches

- 13 Step forward on Right foot making a 1/4 turn CW with the step
- 14 Touch Left toe next to Right foot
- 15 Step to the left on Left foot
- 16 Cross Right foot behind Left and step
- 17 Step to the left on Left foot
- 18 Touch Right toe next to Left foot
- 19 Step to the right on Right foot
- 20 Cross Left foot behind Right and step
- 21 Step to the right on Right foot
- 22 Touch Left toe next to Right foot

- 13 Step forward on Left foot making a 1/4 turn CCW with the step

- 14 Touch Right toe next to Left foot

Man join takes up lady's Right hand in his left. Partners are now in the Double Hand Hold position with man facing OLOD and lady facing him.

- 15 Step to the right on Right foot

- 16 Cross Left foot behind Right and step

- 17 Step to the right on Right foot

- 18 Touch Left toe next to Right foot

- 19 Step to the left on Left foot

- 20 Cross Right foot behind Left and step

- 21 Step to the left on Left foot

- 22 Touch Right toe next to Left foot

(Continued on next page)

MACARENA PLUS

Choreographed by BARRY MUNIZ

DESCRIPTION: Two-Wall Line Dance

DIFFICULTY LEVEL: Beginner/Intermediate

MUSIC: "Macarena" by Los Del Rio

BEAT/STEP DESCRIPTION

Arms Out, Palms Up, Hands To Shoulders, Hands To Ears

- 1 Point Right arm straight forward, palm down, while raising Left heel
- 2 Point Left arm straight forward, palm down, while dropping Left heel and raising Right heel
- 3 Turn Right hand over (palm up) while dropping Right heel and raising Left heel
- 4 Turn Left hand over (palm up) while dropping Left heel and raising Right heel
- 5 Place Right hand on upper Left arm while dropping Right heel and raising Left heel
- 6 Place Left hand on upper Right arm while dropping Left heel and raising Right heel
- 7 Pass Right hand over Right ear while dropping Right heel and raising Left heel
- 8 Pass Left hand over Left ear while dropping Left heel and raising Right heel

Hands To Hips, Hip Rolls And Turn

- 9 Cross Right arm in front of body and place Right hand on Left hip while dropping Right heel and raising Left heel
- 10 Cross Left arm in front of body and place Left hand on Right hip while dropping Left heel and raising Right heel
- 11 Place Right hand on Right hip while dropping Right heel and raising Left heel
- 12 Place Left hand on Left hip while dropping Left heel and raising Right heel
- 13 Move Left hip forward and Right hip back (or roll hips)
- & Move (or roll) Right shoulder forward and Left shoulder back
- 14 Move (or roll) Left shoulder forward and Right shoulder

- & Move (or roll) Right shoulder forward and Left shoulder back
- 15 Move Left hip forward and Right hip back (or roll hips)
- & Move (or roll) Right shoulder forward and Left shoulder back
- 16 Roll shoulders to center while jumping 1/4 turn CCW

Note: While executing beats 17 through 32, lift hands to chest level with elbows up and out, knees flexed and sway elbows and hips with the steps.

Side Step-Touch, Side Shuffle Right, Heel And Toe Touches

- 17 Step to the left on Left foot
- 18 Touch Right toe next to Left foot
- 19&20 Shuffle sideways to the right (RLR)
- 21 Touch Left heel forward
- 22 Step Left foot next to Right
- 23 Touch Right toe back
- 24 Step Right foot next to Left

CW Military Pivot, CW Military Turn, Side Step-Slides With Shoulder Shimmies

- 25 Step forward on Left foot
- 26 Pivot 1/2 turn CW on ball of Left foot and shift weight to Right foot
- 27 Step forward on Left foot
- 28 Pivot 1/4 turn CW on ball of Left foot and shift weight to Right foot
- 29 Step to the left on Left foot
- 30 Slide Right foot over next to Left while shimmying shoulders
- 31 Step to the right on Right foot
- 32 Slide Left foot over next to Right while shimmying shoulders

BEGIN AGAIN

Inquiries: Barry Muniz. (606) 236-9441

COLORADO SAUNTER (Cont'd from previous page)

- | MAN | LADY |
|---|---|
| Double Crossing Vine, Turn, Brush | |
| 23 Step to the left on Left foot | Step to the right on Right foot |
| 24 Cross Right foot behind Left and step | Cross Left foot behind Right and step |
| 25 Step to the left on Left foot | Step to the right on Right foot |
| 26 Cross Right foot behind Left and step | Cross Left foot behind Right and step |
| <i>Man releases lady's Right hand from his Left.</i> | |
| 27 Step to the left on Left foot making a 1/4 turn CCW with the step | Step to the right on Right making a 1/4 turn CW with the step |
| <i>Partners are now in the Right Open Promenade position facing FLOD.</i> | |
| 28 Brush Right foot forward | Brush Left foot forward |

Diagonal Step-Touches

- | | |
|---|--|
| 29 Step forward and diagonally to the right on Right foot | Step forward and diagonally to the left on Left foot |
| 30 Slide Left foot up next to Right and step | Slide Right foot up next to Left and step |
| 31 Step forward and diagonally to the right on Right foot | Step forward and diagonally to the left on Left foot |
| 32 Touch Left toe next to Right foot | Touch Right toe next to Left foot |
| 33 Step forward and diagonally to the left on Left foot | Step forward and diagonally to the right on Right foot |
| 34 Slide Right foot up next to Left and step | Slide Left foot up next to Right and step |
| 35 Step forward and diagonally to the left on Left foot | Step forward and diagonally to the right on Right foot |
| 36 Touch Right toe next to Left foot | Touch Left toe next to Right foot |

BEGIN PATTERN AGAIN

Inquiries: Tony & Hilda Milligan, 01 293 882536 (England)

SLAP 46

Choreographed by JOANN HENGER

DESCRIPTION: Four-Wall Line Dance

DIFFICULTY LEVEL: Beginner

MUSIC: "Just Call Me Lonesome" by Radney Foster; "I'm From The Country" by Tracy Byrd; "Whiskey Under The Bridge" by Brooks & Dunn

BEAT/STEP DESCRIPTION

Vine Left, Cross, Foot Slap, Vine Right, Cross, Foot Slap

- 1 Step to the left on Left foot
- 2 Cross Right foot behind Left and step
- 3 Step to the left on Left foot
- 4 Cross Right foot in front of Left leg and slap foot with Left hand
- 5 Step to the right on Right foot
- 6 Cross Left foot behind Right and step
- 7 Step to the right on Right foot
- 8 Cross Left foot in front of Right leg and slap foot with Right hand

Left Diagonal Steps

- 9 Step forward and diagonally to the left on Left foot
- 10 Step Right foot next to Left
- 11 Step back and diagonally to the left on Left foot
- 12 Step Right foot next to left
- 13 Step back and diagonally to the left on Left foot
- 14 Step Right foot next to Left
- 15 Step forward and diagonally to the left on Left foot
- 16 Tap Right toe next to Left foot

Right Diagonal Steps

- 17 Step forward and diagonally to the right on Right foot
- 18 Step Left foot next to Right
- 19 Step back and diagonally to the right on Right foot
- 20 Step Left foot next to Right

21 Step back and diagonally to the right on Right foot

22 Step Left foot next to Right

23 Step forward and diagonally to the right on Right foot

24 Step Left foot next to Right

Heel Splits, Toe Splits

- 25 Split heels apart
- 26 Bring heels back together
- 27, 28 Repeat beats 25 and 26
- 29 Split toes apart
- 30 Bring toes back together
- 31, 32 Repeat beats 29 and 30

Heel Taps, Toe Taps

- 33 Tap Left heel forward
- 34 Step Left foot next to Right
- 35 Tap Right heel forward
- 36 Step Right foot next to Left
- 37 Tap Left toe back
- 38 Step Left foot next to Right
- 39 Tap Right toe back
- 40 Step Right foot next to Left

Jazz Square, Pivot, Stomps

- 41 Cross Left foot over Right and step
- 42 Step back onto Right foot in place
- 43 Step slightly to the left on Left foot
- 44 Step Right foot next to Left
- & Pivot 1/4 turn CW on ball of Right foot
- 45 Stomp Left foot next to Right
- 46 Stomp Right foot next to Left (stomp up)

BEGIN AGAIN

Inquiries: JoAnn Henger, (813) 634-1271

TITANIC

Choreographed by SIMON WARD

DESCRIPTION: Four-Wall Line Dance

MUSIC: "My Heart Will Go On" by Celine Dion (from the CD "Love Theme From Titanic" Remixes)

BEAT/STEP DESCRIPTION

Walk Forward, Shuffle Forward, Pivot, Shuffle Back, Rock Steps

- 1 Walk forward on Right foot
- 2 Walk forward on Left foot
- 3&4 Shuffle forward (RLR)
- & Pivot 1/2 turn CW on ball of Right foot
- 5&6 Shuffle backwards (LRL)
- 7 Step back on Right foot
- 8 Rock forward onto Left foot

Forward-Side Steps

Note: In this section, these steps move forward in a gliding motion. Optional styling: Hold arms out to the sides as if standing on the bow of the Titanic.

- 9 Step forward on Right foot
- & Step slightly to the left on Left foot
- 10 Rock to the right onto Right foot
- 11 Step forward on Left foot
- & Step slightly to the right on Right foot
- 12 Rock to the left onto Left foot
- 13 - 16 Repeat beats 9 through 12

Military Pivots, Scuffs, Syncopated Scoot-Steps

- 17 Step forward on Right foot
- 18 Pivot 1/2 turn CCW on ball of Right foot and shift weight to Left foot
- 19 Scuff Right foot forward
- & Scoot forward on Left foot while hitching Right knee
- 20 Step forward on Right foot
- 21 Step forward on Left foot
- 22 Pivot 1/2 turn CW on ball of Left foot and shift weight to Right foot
- 23 Scuff Left foot forward
- & Scoot forward on Right foot while hitching Left knee
- 24 Step forward on Left foot

Step, Heel-Swivel Turn, Syncopated Ramble Left, Sailor Shuffle, Cross, Unwind

- 25 Step forward on Right foot
- 26 Pivot 1/4 turn CCW on balls of both feet swiveling heels to the right
- 27 Swivel heels to the left
- & Swivel toes to the left
- 28 Swivel heels to the left
- 29 Cross Right foot behind Left and step
- & Step slightly to the left on Left foot
- 30 Step Right foot next to Left
- 31 Step Left foot behind Right
- 32 Unwind 1/2 turn CCW (weight on Left foot)

(Continued on next page)

OLD COUNTRY SHUFFLE

Choreographed by LINDA & COLIN CHESTER

DESCRIPTION: Progressive Partner Dance

STARTING POSITION: Right Side-By-Side position

MUSIC: "Ol' Country" by Mark Chesnutt; "Make Memories With Me" by Lee Ann Womack (92 BPM); "Love Gets Me Every Time" by Shania Twain

BEAT/STEP DESCRIPTION

MAN **LADY**
Forward Shuffles, Rock Steps, Coaster

1&2 Shuffle forward (RLR)
3&4 Shuffle forward (LRL)
5&6 Shuffle forward (RLR)
7 Step forward on Left foot
8 Rock back onto Right foot
9 Step back on Left foot
& Step Right foot next to Left
10 Step forward on Left foot

11 - 20 Repeat beats 1 through 10

CCW Military Pivot, Forward Shuffle, CW Military Turns

Release Left hands. Raise and pass Right hands over lady's head as she turns....

21 Step forward on Right foot
22 Pivot 1/2 turn CCW on ball of Right foot and shift weight to Left foot
Bring Right hands down behind man's back and rejoin Left hands in front. Partners now face RLOD in a man's Hammer position.

23&24 Shuffle forward (RLR)
25 Step forward on Left foot
26 Pivot 1/4 turn CW on ball of Left foot and shift weight to Right foot
27 Step forward on Left foot

28 Pivot 1/4 turn CW on ball of Left foot and shift weight to Right foot
Release Left hands. Raise and pass Right hands over lady's head as she turns....

29 Step forward on Left foot
30 Pivot 1/4 turn CW on ball of Left foot and shift weight to Right foot
Rejoin Left hands over lady's Left shoulder and bring Right hands up to over lady's Right shoulder. Partners now face OLOD in the Indian position.

Sideways Shuffle, Rock Steps, Turning Shuffles, CCW Military Pivot

31&32 Shuffle sideways to the left (LRL)
33 Cross Right foot behind Left and step
34 Rock forward onto Left foot
35&36 Shuffle in place (LRL) making a 1/4 turn CCW
Partners now briefly face FLOD in the Right Side-By-Side position. Release Left hands and bring Right hands over lady's head as she turns...
37&38 Shuffle in place (LRL) making a 1/2 turn CCW
Bring Right hands down behind man's back and rejoin Left hands in front. Partners now face RLOD in a man's Hammer position.

39 Step forward on Right foot
Release Right hands and pass Left hands over lady's head as she turns...

40 Pivot 1/2 turn CCW on ball of Right foot and shift weight to Left foot
Rejoin Right hands in front returning to Right Side-By-Side position facing FLOD.

BEGIN PATTERN AGAIN

Inquiries: Linda & Colin Chester, 0180 942 8349 (England)



TITANIC (Cont'd from previous page)

Monterey Turns

33 Touch Right toe to the right
34 Hold
& Pivot 1/2 turn CW on ball of Left foot and step Right foot next to left
35 Touch Left toe to the left
36 Hold
& Step Left foot
37 Touch Right toe to the right
38 Hold
& Pivot 1/2 turn CW on ball of Left foot and step Right foot next to left
39 Touch Left toe to the left
40 Hold

Cross Rock, Pivot, Shuffle Forward, Syncopated Toe Touches, Hold

& Step Left foot next to Right
41 Cross Right foot over Left and step
42 Rock back onto Left foot
& Pivot 1/4 turn CW on ball of Left foot
43&44 Shuffle forward (RLR)
45 Touch Left toe forward
& Step Left foot to home
46 Touch Right toe forward
& Step Right foot to home
47 Touch Left toe forward
48 Hold

Rock Steps, Diagonal Shuffles Forward

& Step Left foot next to Right
49 Step forward and diagonally to the right on Right foot
50 Rock back onto Left foot
51&52 Cross Right foot in front of Left and shuffle forward and diagonally to the left (RLR)
53 Step forward and diagonally to the left on Left foot
54 Rock back onto Right foot
55&56 Cross left foot in front of Right and shuffle forward and diagonally to the right (LRL)

Rock Steps, Pivot, Step Forward, Rock Steps, Pivot, Step, Full CCW Step-Turn

57 Step forward on Right foot
58 Rock back onto Left foot
& Pivot 1/2 turn CW on ball of Left foot
59 Step forward on Right foot
60 Step forward on Left foot
61 Rock back onto Right foot
& Pivot 1/4 turn CCW on ball of Right foot
62 Step forward on Left foot
63 Step forward on Right foot and begin a full CCW step-turn traveling forward
64 Step on Left foot and complete full CCW step-turn

BEGIN AGAIN

Inquires: Simon Ward, 0417 994037 (Australia)

Country Dance Lines Magazine

Dance Books

More than 1800 Dance Step Descriptions in all!

*Full Step Descriptions (not step calls) with music suggestions from the choreographers.
Books are 8 1/2" x 12" with a 'comb' or 'ring' binder that allows them to lay flat when open.
Wherever possible, dances have been proofread and approved by the choreographer after format and terminology have been standardized!*

CDL Dance Book 1 - Classic Line Dances

96 of the most popular Classic Line Dances that stay on the dance floor year after year!

CDL Dance Book 2 - Favorite Partner Dances

96 Fixed Pattern Partner Dances & Standing Step Shuffle Patterns

CDL Dance Book 3 - Mixer & Partner Dances

120 Fun Mixers and all the Partner Dances published in *CDL* from 1984 through 1993 that are not in Book 2.

CDL Dance Book 4 - Line Dances A to M

CDL Dance Book 5 - Line Dances N to Z

More than 300 Line Dances published in *CDL* from 1984 through 1993 that are not in Book 1.

CDL Dance Book 6 - Dance, Dance, Dance

More than 150 Line & Partner Dances including more than 100 dances from 1996 not printed in the magazine.
Also 60 dances from now-sold-out 1995 issues.

CDL Dance Book 7 - The "It's Too Wet To Plow" Dance Book

More than 150 Line & Partner Dances including more than 100 dances from 1996 not printed in the magazine.
Also 50 dances from now-sold-out 1995 issues.

CDL Dance Book 8 - "...And The Fish Ain't Biting" Dance Book

Another 170+ Line & Partner Dances including 100 dances from 1996 not printed in the magazine.
Also 70 dances from now-sold-out 1995 issues.

CDL Dance Book 9 - The Dance Till You Drop Dance Book

Yet another 150 Line and Partner dances including 100 dances from 1996 not printed in the magazine.
Also 50 dances from now-sold-out 1995 issues.

CDL Dance Book 10 - The Put That In Your Boots And Dance It Dance Book

150 Line & Partner dances including 100 dances from 1996 & 1997 not printed in the magazine
and 50 dances from now-sold-out 1995 & 1996 issues.

CDL Dance Book 11 - Recipes For The Sole Dance Book

150 Line & Partner Dances, including 100 dances from 1996 & 1997 dances not printed in the magazine. T
And 50 dances from sold out 1996 issues.

CDL Dance Book 12 - The Well Turned Heel Dance Book

Here's 150 dances. 90 have never been printed in the magazine and 60 are from sold out back issues.

CDL Dance Book 13 - The Get Up And Dance Book

150 Line and Partner dances from 1997 & 1998 that have never been published in the magazine.
Plus full updated 1998 *CDL Glossary* of Line & Fixed Pattern Partner Dance Terminology

CDL Dance Book 14 - A Step In The Right Direction Dance Book

150 Line and Partner Dances.

TO ORDER

Dance Books are \$22.50 U. S. Currency each plus postage and handling.

POSTAGE & HANDLING

USA - Sent via Priority Mail. Add \$5.00 for up to 3 books on same order to same address in
USA, its Territories, AP & AE addresses.
(CA residents add \$1.62 state tax per book.)

CANADA & MEXICO - Sent via Air Mail Printed Matter. Add \$5.00USD for up to 2 books.

EUROPE & UK - Sent via Global Priority Mail. Add \$8.00USD for up to 2 books.

AUSTRALIA, NEW ZEALAND, JAPAN & OTHER PACRIM COUNTRIES.

Sent via Global Priority Mail. Add \$10.USD for up to two books

VISA - MasterCard - Diners Club - Carte Blanche - JCB cards Welcome

Please add \$5.00 per order if using Int'l Money Order or Int'l Bank Draft (bank charge)
Sorry, no personal or business checks drawn on banks outside USA. Our bank won't accept them.

Mail orders to: *CDL*, Drawer 139, Woodacre CA 94973

Phone 415 488-0154 - email: cdl4ewdanc@aol.com - Fax 415 488/4671

Please include your name, address, phone number, check/MO or Card number and its expiry date. Thank You.

Now Mailing!

CDL Dance Book 14 - A Step In The Right Direction Dance Book

More than 150 Line & Fixed Pattern Partner Dances never published in the magazine!
All dances in **CDL** format and terminology and wherever possible have been approved
by their choreographers *after typesetting*.

Please see accompanying Dance Book page for ordering information. Thank you.

LINE (SOLO) DANCES

1-800 Ch. Michael Seurer
Alamo Shuffle Ch. Keri Tongue
Amelia's Shuffle Ch. Amelia Bryan
Baby M's Boogie Ch. Cheryl Vanlew
Bayou Baby Ch. Carol Weiner-Hamm
Be Good Ch. Billy Jones
Be My Valentine Ch. Chris Peel
Bella's Cha Cha Ch. John Mulhall
Billy Jo Jump Ch. Jo Ann Stone
Body Talk Ch. Dave C. Twigg
Boogie Woogie Twist Ch. Chris Kumre
Boys Will Be Boys Ch. Ron Kline
Breakthrough Cha Cha
Ch. Gina Mello
Bubba Hyde Ch. Jo Ann Stone
Bubba Hyde Ch. Irene Tatnall
Bubba Shag Ch. Tom "Bubba" Via
Bubba's Dance Ch. Michael Seurer
C-O-U-N-T-R-Y Ch. Tom "Bubba" Via
C & J Hop Ch. Mim & Ron Lush
C Jane Run Ch. Jane Newhard
Callin' The Blues Ch. Lorraine Harvey
Can't Catch Me Ch. Sherri Gay
Canadian Sunset Ch. Chris Hookie
Carolina Amy Ch. Diane Farmer
Come Together Ch. Chris Kumre
Country Criss Cross Ch. Paula Smith
Country Set Ch. Bill Bader
County Line Commotion
Ch. Amy Myers
Cowboy Dreams Ch. Roy East
Cowboy Strut Ch. Unknown
Cripple Creek Ch. Kip Sweeney
Dirty Dancing Ch. Tom "Bubba" Via
Dixie Cha Cha Ch. Julia Jackson
Don't Just Walk It
Ch. Pauli Frohn-Butterly
Dust On The Bottle
Ch. Tom "Bubba" Via
Dwight, The Ch. June Wilson
Easy Dancin' Ch. Shirley McElroy
El Coyote Ch. Unknown
Fast Track Ch. Michael Seurer
Foot Boogie Ch. Sandi Keen
Footloose Ch. Neil Smith
Keep Me Rockin'
(See "Come Together")
Kountry Swing
Ch. Jane & Phyllis Kampmeier
Get Your Kicks Ch. Michael Seurer
Gettin' Down Ch. Marybeth Burdekin
Goin' Uptown Ch. Diane Vigeant
Gotta Dance Ch. Bev Cornish
Granny's Rockin' Ch. Jane Newhard
GRT (Great Train Robbery) Stomp
Ch. Marybeth Burdekin
Heart Attack Ch. Maverick Max
Hi Dee Hey Ch. Tom "Bubba" Via
Hickory Wind Ch. Unknown
High Roller Ch. Michael Seurer
Honky Tonk Attitude
Ch. Maryann Ziegler
Hop Scotch Ch. Rick & Deborah Bates

Hoppity Boppity Ch. Tom "Bubba" Via
Hot Hips Ch. Lisa Tolbert
Hot Pepper Ch. Michael Seurer
Hot Tamale Ch. Michael Seurer
Hot-To-Molly Ch. Janet L. Humphrey
Howdy Ya'll Ch. Claire Gent
Indian Outlaw Ch. Maryann Ziegler
I'm From The Country Ch. Lyn Yost
It's A Country Thing Ch. Tim Hand
Jamaica '95 Ch. Anne Morely
Jambalaya Ch. Ian St. Leon
Jambalaya Joe Ch. Bill Bader
Jitterbug Rug Ch. Claire Gent
Jukebox Jitter Ch. Sarajane Reynolds
Jukebox Junkie Ch. Diane Marple
Julie's Cha Cha Ch. Julie Hughes
Jungle Love Ch. Tom "Bubba" Via
Just Beginning Ch. Tammy Goode
Just For Fun Ch. Michael Seurer
Just Like A Woman
Ch. Sandra Mailman
Kickin' Out Ch. Sonny & Linda Klemm
King Of The Road Ch. Pedro
Machado & Jo Thompson
Lakeview Waltz Ch. Tom "Bubba" Via
Line Of Fire Ch. Jan Charest
Mason Line
Ch. Raymond Kraft & Michael Hancock
Movin' Ch. Cheri Fry
Nashville Nights Ch. Jane Newhard
New Orleans Twister
Ch. Doris Sergent
Peace Train Ch. Julie Molkner
Pretty Woman
Ch. Ellie & Floyd Meerman
Pucker Up Ch. Rick & Deborah Bates
Rain Dance, The Ch. Michael Seurer
Rambunctious Boy
Ch. Vicky McCulloch
Reelin' & Rockin' Ch. Bev Cornish
Rip Off The Knob Ch. Unknown
Roadrunner Strut, The
Ch. Linda Rawdan
Rodeo Ride Ch. John Stout
Rolling River Cha Cha
Ch. Michael Seurer
S. O. L. (Starts On Left)
Ch. Virginia Schmidt
Sanantone Party Line Ch. Sanantone
Saturday Night Fever
Ch. Tom "Bubba" Via
Scott's Oquaga Lake Shotgun
Ch. Pinky O'Neil
Setting Free Ch. Unknown
Shake It Ch. Charles Coats
Shake It Ch. Tom "Bubba" Via
Shake It Country
Ch. Jim & Norma Scism
Shake That Body Ch. Tom "Bubba" Via
Shall We? Ch. Regina Waldron
Shotgun Honeymoon
Ch. Tammy Goode & Wanda Sigler
Side By Side Ch. Claire Gent
Smith 'N' Western Ch. Gail Smith
Snow Angel Cha Cha Ch. Gail Smith

Snowflake Waltz Ch. Claire Gent
Sonoma Cha Cha Ch. Tammy Goode
Southern Express
Ch. Carol Davis & Rick House
Space Jam Ch. Patti Willis & Lori Letts
Spirit In The Sky Ch. Chris Peel
**Stoke Up The Jams, Here Come The
Cowgirls** Ch. Neil Hale
Sundown Shuffle Ch. Fred Rapoport
Swivel Hips Ch. Vicky King
Taillight, The Ch. Michael Seurer
Takin' A Spin
Ch. Scott Maxfield & Chuck Swanson
Texaco Love Ch. Cindy Truelove
There Goes Ch. Unknown
Third Rate Cha Cha Ch. Vicki E Rader
Tight Jeans Ch. Billy Jones
Transition Ch. Jean McConnell
Travel 'In Ch. Linda Relyea
Tricky Moon Ch. Claire Gent
Trying To Get To New Orleans
Ch. "Hillbilly" Rick Meyers
Tupelo Honey
Ch. Barbara Mendelsohn
Twirling The Dice Ch. Christie Denton
Two By Two Ch. Michael Seurer
Xtra Time Ch. Jenna Barber
Vinny's Four Loves
Ch. Richard Murray
Walkin' Ch. Judy McDonald
We Dared! Ch. Tony Wood
Wind Beneath Your Wings
Ch. Yvonne Gonzalez
Workman's Romp Ch. Rey Kleinsasser
Yeah Baby Ch. Tom "Bubba" Via
Yee Ha Hip Hop Ch. Debbie Hogg
Yucca Shuffle Ch. Michael Seurer

PARTNER DANCES

Boogie Woogie Baby
Ch. Cody & Dawn Ratliff
Borderline Chase
Ch. Pete Verkon & Don & Cindy Swander
Cannylass Ch. Roy East
Desperado Wrap
Ch. Harry & Norie Raymos
Honky Tonk Rock
Ch. Kevin Roberts & Barbara Hickman
J & D Strut Ch. Jim Harvey
Jitterbug Handle
Ch. Sarajane Reynolds
Pickup Shuffle Ch. Jeanette Hamilton
Redneck Romeo
Ch. Harry & Norie Raymos
Redneck Shuffle
Ch. Dan & Charlotte Mooney
Scooter Couple Shuffle
Ch. Joanne Brady & Jo Thompson
Showcase Shuffle, The
Ch. Donald D. Duncan
Swing Too Ch. Claude E. Rose
Tush Push For Two Ch. Jane Newhard
Waltzin' Around Ch. Don Deyne
Yeah Baby Boogie Ch. Debbie White

MEMPHIS MOON

Choreographed by MIKE & MARG LEOPOLD

DESCRIPTION: Progressive Partner Dance
STARTING POSITION: Right Open Promenade position
MUSIC: "Home For Sale" by Dwight Yoakam

BEAT/STEP DESCRIPTION

MAN	LADY
Walk Forward, Turn, Toe Touch, Partners Switch Sides With Turn, Toe Touch	
1 Step forward on Right foot	Step forward on Left foot
2 Step forward on Left foot	Step forward on Right foot
3 Step forward on Right foot making a 1/4 turn CW with the step	Step forward on Left foot making a 1/4 turn CCW with the step
<i>Partners join his Left and her Right hands are now briefly in the Double Hand Hold position with man facing OLOD and lady facing him.</i>	
4 Touch Left toe to the left	Touch Right toe to the right
<i>Man releases lady's Left hand from his Right and places her Right hand on his Right shoulder....</i>	
5 Step forward on Left foot and begin switching sides with lady by passing in front of her	Step forward on Right foot and begin switching sides with man by passing behind him
<i>Lady slides her Right hand across man's shoulders as she passes behind him....</i>	
6 Step forward on Right foot and continue switching sides with lady	Step forward on Left foot and continue switching sides with man
7 Step forward on Left foot	Step forward on Right foot
& Pivot 1/2 turn CCW on ball of Left foot	Pivot 1/2 turn CW on ball of Right foot
8 Touch Right toe next to Left foot	Touch Left toe next to Right foot
<i>Partners have switched sides and rejoin both hands a Double Hand Hold position with man now facing ILOD and lady facing him. Partners now extend both arms out to the sides.</i>	

Turns

Keeping hands joined and arms extended....

9 Step to the right on Right foot	Step to the left on Left foot
10 Cross Left foot behind Right and step	Cross Right foot behind Left and step
<i>Man releases lady's Left hand from his Right....</i>	
11 Step to the right on Right making a 1/4 turn CW with the step	Step to the left on Left foot making a 1/4 turn CCW with the step
12 Step forward on Left foot	Step forward on Right foot
<i>Man releases lady's Right hand from his Left (all hands are released)....</i>	
& Pivot 1/2 turn CW on ball of Left foot	Pivot 1/2 turn CCW on ball of Right foot
13 Step down on Right foot	Step down on Left foot
14 Step on Left foot making a 1/4 turn CW with the step	Step on Right foot making a 1/4 turn CCW with the step
<i>Partners now once again face each other in a Double Hand Hold position with arms extended out to sides. Man faces ILOD and lady faces him.</i>	
15 Cross Right foot behind Left and step	Cross Left foot behind Right and step
16 Touch Left toe to the left	Touch Right toe to the right

MAN

Partners Switch Sides With Turn, Toe Touch
Man releases lady's Left hand from his Right and places her Right hand on his Right shoulder....

17 Step forward on Left foot and begin switching sides with lady by passing in front of her	Step forward on Right foot and begin switching sides with man by passing behind him
<i>Lady slides her Right hand across man's shoulders as she passes behind him....</i>	
18 Step forward on Right foot and continue switching sides with lady	Step forward on Left foot and continue switching sides with man
19 Step forward on Left foot & Pivot 1/2 turn CCW on ball of Left foot	Step forward on Right foot Pivot 1/2 turn CW on ball of Right foot
20 Touch Right toe next to Left foot	Touch Left toe next to Right foot
<i>Partners have switched sides again and rejoin both hands a Double Hand Hold position with man now facing OLOD and lady facing him.</i>	
21 Step to the right on Right making a 1/4 turn CW with the step	Step to the left on Left foot making a 1/4 turn CCW with the step
22 Touch Left toe next to Right foot	Touch Right toe next to Left foot
<i>Release man's Left and lady's Right hands....</i>	
23 Step back on Left foot making a 1/2 turn CCW with the step	Step back on Right foot making a 1/2 turn CW with the step
24 Touch Right toe next to Left foot	Touch Left toe next to Right foot
<i>Partners now face FLOD in the Right Open Promenade position.</i>	

LADY

Forward Shuffle, Step, Dip, Turn, Together, Heel Swivels

25&26 Shuffle forward (RLR)	Shuffle forward (LRL)
27 Step forward on Left foot	Step forward on Right foot
28 Touch Right toe behind and to the left of Left foot while bending Left knee	Touch Left toe behind and to the right on Right foot while bending Right knee
29 Step back on Right foot making a 1/4 turn CW with the step	Step back on Left foot making a 1/4 turn CCW with the step
30 Step Left foot next to Right	Step Right foot next to Left
<i>Partners join his Left and her Right hands in a Double Hand Hold position with man facing OLOD and lady facing him.</i>	
31 Swivel heels to the right	Swivel heels to the left
32 Swivel heels to center	Swivel heels to center

Shuffles, Turn, Cross, Turning Shuffle

33&34 Shuffle to the left (LRL) making a 1/4 turn CCW	Shuffle to the right (RLR) making a 1/4 turn CW
35&36 Shuffle forward (RLR)	Shuffle forward (LRL)
& Pivot 1/4 turn CW on ball of Right foot	Pivot 1/4 turn CCW on ball of Left foot
37 Step to the left on left foot	Step to the right on Right foot
38 Cross Right foot behind Left and step	Cross Left foot behind Right and step
39&40 Shuffle to the left (LRL) making a 1/4 turn CCW	Shuffle to the right (RLR) making a 1/4 turn CW

BEGIN PATTERN AGAIN
Inquiries: Mike & Marg Leopold, 01480 405649 (England)



©™Country Dance Lines Publications

WELCOME TO THE WORLD OF WESTERN DANCE

Country Dance Lines is a monthly Magazine written by, for, and about C/W Dancers and C/W Dancing, and *CDL* reaches thousands of dancers in all 50 United States as well as in 17 countries worldwide. The purpose of *CDL* is to provide C/W Dance news, views, and information and to help the C/W Dance Community to get to know (and know of) each other. Our goal is to contribute to the growth in interest and participation in C/W Dance as a leisure activity as well as a competitive art and craft.

Regular *CDL* features include:

Dance Step Descriptions for new and popular line, partner, mixer and novelty dances, including their music suggestions.

The World Of Western Dance where Dance Clubs from around the world tell of their past and planned antics.

International C/W Dance Instructor Directory published in its entirety each January with monthly updates. It lists the Name, Town, State & Phone Numbers of Instructors & Choreographers worldwide. A perfect way for long distance dancers to find places to dance throughout their travels.

Major & Special Events Calendars list up-coming competitions, festivals and other events throughout the year.

Competition Rules and other pertinent information for most of the major competitions published well in advance of the events.

Letters & Commentary from readers, full of ideas, dance tips, advice, local info, or just a friendly "Howdy!"

Previews, Reports and Competition Results for most of the major competitions.

Compact Disc Reviews that are based on the danceability of the songs.

Articles & Features on subjects of interest to C/W Dancers, ranging from the care & feeding of your hats & boots, to dance tips, health tips, Junior & Senior Dancers, and lots more; not to forget a bit of humor thrown in here and there to keep us all from taking ourselves too seriously.

Advertisements for events, fashions, lesson videos, and many other products and services of interest to the C/W Dancer.

Country Dance Lines is YOUR magazine. YOU provide its content. Our job is to print it up and pass it around. By working together we hope to continually develop the need for more and larger dance floors

Subscribing to *Country Dance Lines* is easier than learning the Two-Step, and may even help!

JUST FILL IN the form provided and mail it with your Check, Money Order, Visa/MC info to: *Country Dance Lines*, Drawer 139, Woodacre CA 94973-0139.

While you're at it, tell us a bit about yourself (in 1000 words or less) and/or about C/W dancing in your area.

____ Indicate if you are a C/W Dance Instructor or Choreographer, include a phone number, and you'll be included in the annual *CDL* International Dance Instructor Directory.

USA Prices

See below left for International prices

<i>CDL</i> via Bulk Rate Mail	<i>CDL</i> via First Class Mail
(3 days to 4 weeks for delivery)	(3 to 5 days for delivery)

____ \$20 for 1 year ____ \$45 for 1 year

____ \$35 for 2 years ____ \$80 for 2 years

ENCLOSED FIND \$____, Begin my monthly subscription to *Country Dance Lines* as I have indicated.

NAME _____

ADDRESS _____ APT _____

CITY _____ ST _____ ZIP _____

PHONE (____) _____

CARD # _____

____ VISA ____ Mc -- Expiration Date _____

Signature (for Visa/MC) _____

NEW SUBSCRIBERS - Please send entire form. The reader who has provided this subscription form is being credited for doing so. Thank you.

INTERNATIONAL RATES
 For Subscribers outside USA only.
 Sorry, no personal checks from banks outside USA.
 International Subscribers - Take \$5.00USD off the rates here by using your VISA or MASTERCARD. Rates are in US currency.
CANADA/MEXICO: \$50 for 1 yr. \$95 for two yrs.
EUROP/UK: \$60 for 1 yr. \$110 for 2 yrs.
INTERNATIONAL: \$80 for 1 yr. \$150 for 2 yrs.
 Mailed to Canada via Air Mail Printed Matter.
 Mailed elsewhere via Interpost.

Subscription form compliments of:

Name _____


Zip Code _____

Country Dance Lines, Drawer 139, Woodacre CA 94973

World Champions


1999

Texas Classic




Laureen Baldovi

Robert Roytson



Director: Larry Sepulvado



Randy & Lynn Ferguson

Adam's Mark Hotel Houston, Texas May 14-16, 1999

www.stepnstyle.com